



# Short description QS database for livestock owners/producers

Through a personal access, that your coordinator has sent you via e-mail or letter you receive:

- Read-only access to all the company-related data stored in the QS scheme's databases, such as master data, audit results, monitoring data, and
- Information about users with access right, e.g. coordinators, certification bodies or third parties (only with your prior written consent) who have access to your data.

---

## Table of contents

<b>1</b>	<b>Login to the QS database .....</b>	<b>3</b>
<b>2</b>	<b>Master data.....</b>	<b>4</b>
2.1	Menu item Coordinator .....	4
2.2	Menu item Scheme participant .....	4
2.2.1	Tab Scheme participant.....	4
2.2.2	Tab Contact person .....	5
2.2.3	Tab Identification numbers .....	5
2.2.4	Tab Third party access .....	5
2.3	Menu item Locations .....	5
2.4	Menu item Corrective actions .....	7
2.5	Suppliers/Recipients.....	7
2.5.1	Add suppliers/recipients .....	7
2.5.2	Add multiple suppliers/recipients at the same time (csv upload).....	8
2.5.3	Deleting suppliers/recipients.....	9
2.6	Internal search .....	9
<b>3</b>	<b>Feed Monitoring .....</b>	<b>10</b>
3.1	Menu item Sample related data .....	10
3.2	Menu item Analysis results.....	10
3.2.1	View analysis results.....	11
<b>4</b>	<b>Residue Monitoring .....</b>	<b>12</b>
4.1	Menu item Analysis results.....	12
4.1.1	View analysis results.....	12
<b>5</b>	<b>Salmonella and Antibiotics monitoring, Diagnostic data (Single-Sign-On).....</b>	<b>13</b>



Qualitätssicherung. Vom Landwirt bis zur Ladentheke.



## Legend



Refresh



Download as csv file



Cancel



Details



Delete



New/Add



Save



Upload



Print



Qualitätssicherung. Vom Landwirt bis zur Ladentheke.



# 1 Login to the QS database

<http://www.qs-plattform.de/>

Log in with the access data you received from your coordinator. After a successful first login, you will be requested to change the password. With this password you will log into the database in the future. Now you have read-only access to your data.

Change password		
User-ID	4048473178426	OK
Current password		
New password		Cancel
Retype password		
Retry	0	

*If you forgot your password, please contact your coordinator. If your e-mail address is correctly saved in the database, you can request a new one by clicking the option "Forgot your password?" and it will be sent to you via email.*



Qualitätssicherung. Vom Landwirt bis zur Ladentheke.



## 2 Master data

<b>Master Data</b>	Feed Monitoring
Coordinator	
Scheme participant	
Locations	
Corrective actions	
Suppliers	
Recipient	
Search for Locations	

### 2.1 Menu item Coordinator

Coordinator			
(*) = Mandatory	Name IQ-Agrar Service GmbH		
	Stage Bündler Landwirtschaft/Erzeugung		
Coordinator			
Name (*)	IQ-Agrar Service GmbH		
OS-ID	4031735003628	ID	36829
Street (*)	Iburger Straße 225		
Postal Code (*)	49082	City (*)	Osnabrück
Post-office box		Country (*)	DEUTSCHLAND
Post-office box postal code		Federal state	Lower Saxony
URL			
Location Plan			

Here you can find the current business address of your coordinator.

### 2.2 Menu item Scheme participant

#### 2.2.1 Tab Scheme participant

Current address of your company (Scheme participant)

Scheme participant			
(*) = Mandatory	Name HJKHJKHKJH		
	OS-ID 4048473859523		
	Stage Landwirtschaft		
Scheme participant			
Name (*)	HJKHJKHKJH		
OS-ID	4048473859523		
Street (*)	HJKHJKHJ		
Postal Code (*)	53113	City (*)	GBJGHKLGK
Post-office box		Country (*)	DEUTSCHLAND
Post-office box postal code		Federal state (*)	Brandenburg
URL			
Location Plan			



Qualitätssicherung. Vom Landwirt bis zur Ladentheke.



### 2.2.2 Tab Contact person

The contact persons (users) entered for the respective Scheme participant are shown here.

Scheme participant				Contact person	Identification number	Third party access
Users						
	First name	Last name			Type of contact	
	LJLJLÖK				Gesetzl. Vertreter Systempartner	

### 2.2.3 Tab Identification numbers

In this tab you can see the company's internal numbers saved in the database (e.g. GGN Number). Entering this information is optional.

### 2.2.4 Tab Third party access

If you click on the button "View", you can see a list of the third parties, such as the coordinator or the certification body, entitled to access your data.

QS-ID	
4048473178426	e.g. coordinator, certification body
4031735373653	

## 2.3 Menu item Locations

To see all the related locations, please click Refresh. Again, you have the option to set filters to limit the results.

Master Data   Feed Monitoring   antibiotics monitoring   Video Tutorials   Change password   Log out										
Scheme participant					Locations					
Locations										
Number of selected Records: 1										
Name	<input type="text"/>									
Location number	<input type="text"/>									
	City	<input type="text"/>								
					Sorting - Registration status: Auditing Registered Main company only: <input checked="" type="checkbox"/> Certificate extension: <input type="checkbox"/> Blocked: <input type="checkbox"/> Production scopes: <input type="text"/>					
Locations	Name	Location number	Postal Code	City	Approved until	Eligible to deliver until	QS status	Auditing	Registered	Production scope
	HJKHJKHJKH	276001000100101	53113	GBJGHKLGK			QS applicant	qualitäts- unangek. Spielwaren	X	(3001) broiler product

You can export the displayed data as csv file.



Qualitätssicherung. Vom Landwirt bis zur Ladentheke.



You can open the detailed information via the corresponding button.

You will find information about your location here:

- **Location data** (address data, production scope etc.)
- **Location information** (cultures)
- **Bundel**
- **Audit reports**
- Optionally an internal **identification number** (e.g. GGN/(Sub)-GNL number)
- **Blockages** that may exist for your location
- **Users** (e.g. contact persons, crisis manger)
- **Uploaded files** (file format: JPG, TIFF, PNG, BMP and PDF files). For example, images from an audit.
- **Third party access** (Overview of the third parties which can access your data)



## 2.4 Menu item Corrective actions

Here you will find a list of all the corrective actions agreed during the audits carried out in your location.

Click on Refresh and a list of all corrective actions will appear which is already filtered to show only the audits carried out **after the 01 January 2013**.

To see the corrective actions from audits in previous years, please delete the audit date.

Master Data | Feed Monitoring | Salmonella monitoring and Diagnostic data | antibiotics monitoring | Video Tutorials | Change password | Log out

Corrective actions

Search criteria

Term to be searched:

Location number:

Name of location:

QS-ID:

Audit date from from: 01.01.2013 | Audit date from to:

Adjustment term from:  | Adjustment term to:

Nonconformity corrected on from:  | Nonconformity corrected on to:

Status:

Evaluation:

Production scope:

Nonconformities

Number	requirement	Answer	Audit date	Audit type	Adjustment term	Status	on (date)	Production scope	Location number	Name	Certification body	Auditor
--------	-------------	--------	------------	------------	-----------------	--------	-----------	------------------	-----------------	------	--------------------	---------

## 2.5 Suppliers/Recipients

Master Data | Feed Monitoring

- Coordinator
- Scheme participant
- Locations
- Corrective actions
- Suppliers
- Recipients
- Search for Locations

Under the menu item suppliers/recipients, you will see the suppliers/recipients with current eligibility of delivery you have created.

Overnight, the database automatically checks the status of the eligibility of delivery of these locations for you. In case of changes, you will be automatically informed by e-mail (e-mail to the e-mail address saved for the legal representative).

### 2.5.1 Add suppliers/recipients

Click on the Add button and enter one or more full location numbers/QS-IDs in the search fields to search for suppliers/recipients. Entering production scopes is optional.

Suppliers > Select location

QS-ids:

Location numbers:

GGN / (Sub)-GLN:

Locations:

Sorting:

Production scopes:

<input checked="" type="checkbox"/>	Location number	Name	Production scope	QS-ID	Certification scheme
-------------------------------------	-----------------	------	------------------	-------	----------------------



If you click on Refresh now, you will see a all the results for the search criteria in a list. You can select all suppliers/recipients that you want to include in your list.

Locations					
<input checked="" type="checkbox"/>	Location number	Name	Production scope	QS-ID	Certification scheme
<input type="checkbox"/>	276456789101112	Test Schweinemast	(2012) sow and piglets production + piglet rearing	4048473626019	Verpflichtungserklärung Salmonellen
<input type="checkbox"/>	276124578462514	Test Schwein	(2015) pig production + gilt and boar rearing + sow and piglets production + piglet rearing	2761245784625	QS

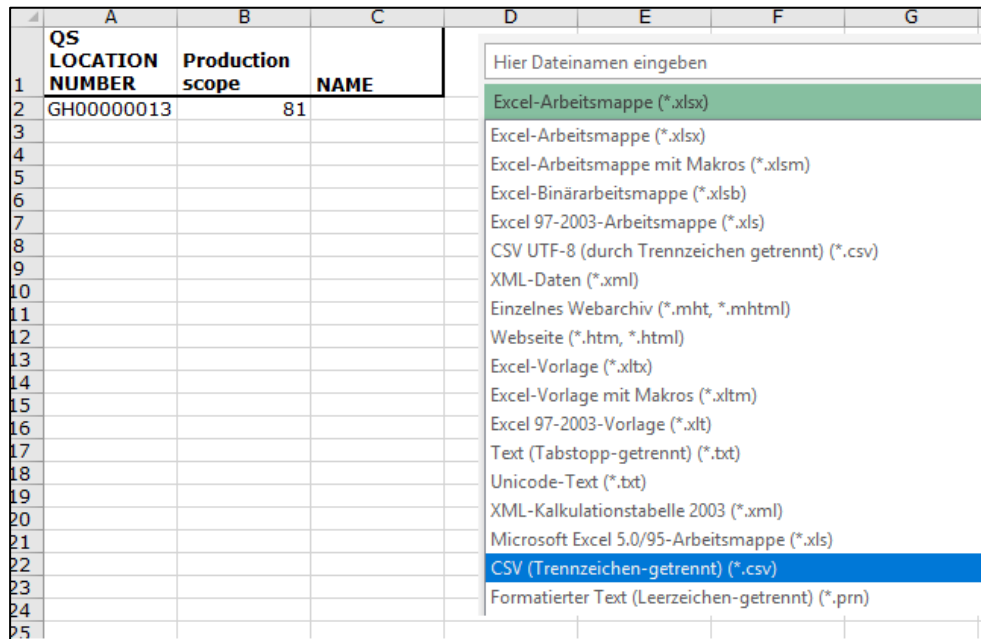
## 2.5.2 Add multiple suppliers/recipients at the same time (csv upload)

You can add multiple locations to the supplier/recipient list at the same time via a so-called csv upload.

To do this, create an Excel file with the following headings:

QS LOCATION NUMBER	Production scope	NAME
	optional	optional
	optional	optional

The location number must be entered, production scope and name are optional. The file must be saved as a csv (separators disconnected) (\*.csv) file.



Afterwards please click on Upload in the menu item suppliers/recipients and use the Browse button ("Durchsuchen") to select the file you want to upload. Use the Upload button to upload it and then click on Save.

**Suppliers > Upload**

File





Qualitätssicherung. Vom Landwirt bis zur Ladentheke.



### 2.5.3 Deleting suppliers/recipients

Select the corresponding location from your list and mark it. Then click on Delete.

## 2.6 Internal search

In addition to the public search for checking the eligibility of delivery of a scheme participant, an internal search is also available.

For example, you can request the QS eligibility of delivery of animal transport companies using the location number, QS-ID, but also the name, city or postal code – unlike the public search, where only the VVVO numbers can be searched. As result, all transport companies (production scopes 904, 36-39, 52 and 53) will be displayed.

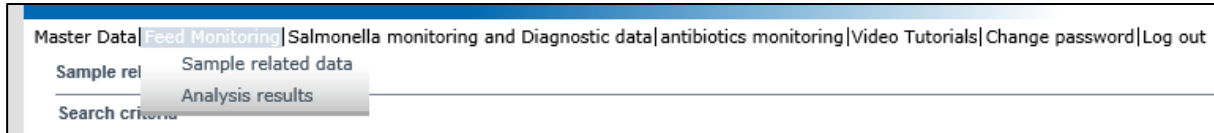
*Note: You can only search for on QS-ID or location number at a time.*



### 3 Feed Monitoring

(only relevant for livestock owners)

In the menu Feed Monitoring you will find all your sample related data and analysis results.



#### 3.1 Menu item Sample related data

The creation of sample related data is carried out by the coordinator.

Sample related data can be in the following states:

- Sample related data created
- Sampler commissioned
- Laboratory commissioned
- Analysis completed

#### Overview of the created sample related data

Sample related data

Search criteria

Sample ID

Status

Type of sample

Sampler

Commissioned laboratory

Country of origin feed

Name of feed

Laboratory's internal sample number

Date of sampling from  Date of sampling to

exceeding

Using the Refresh button all the sample related data created for your location will be shown again.

The search criteria fields help you to limit the search results (e.g. by Sample ID or Date of sampling)

#### 3.2 Menu item Analysis results

The laboratory enters the samples' analysis results into the QS software platform. The status of the sample consequently changes to „Analysis completed“. At the same time, the analysis results become visible for the company that commissioned the analysis.



Qualitätssicherung. Vom Landwirt bis zur Ladentheke.



### 3.2.1 View analysis results

Analysis results	
Search criteria	
Sample ID	<input type="text"/>
Status	- <input type="button" value="v"/>
Type of sample	- <input type="button" value="v"/>
Sampler	<input type="text"/>
Commissioned laboratory	- <input type="button" value="i"/> <input type="button" value="e"/>
Country of origin feed	- <input type="button" value="v"/>
Name of feed	- <input type="button" value="i"/> <input type="button" value="e"/>
Laboratory's internal sample number	<input type="text"/>
Date of sampling from	<input type="text"/> <input type="button" value="v"/> Date of sampling to <input type="text"/> <input type="button" value="v"/>
exceeding	- <input type="button" value="v"/>
Sampling parameter	- <input type="button" value="i"/> <input type="button" value="e"/>

By clicking on Refresh, you can view a list with all analysis results. You can also use the search criteria to limit the search results displayed here.

Sample related data							
	Location	Status	Blocked	Production scope	Sample ID	Feed materials	Date of sampling
	Test Schwein	Analysis completed		2015	276124578462514-0064402881	Rice	03.09.2018

Meaning of abbreviations used for the analysis results:

- „n.a.“ = Parameter or active substance was not analysed
- „n.b.“ = Parameter or active substance was not estimable
- „n.n.“ = Parameter or active substance was not detectable



Qualitätssicherung. Vom Landwirt bis zur Ladentheke.



## 4 Residue Monitoring

(only relevant for producers of vegetables, fruit and potatoes)

In the menu residue monitoring you will find all your sample related data and analysis results.

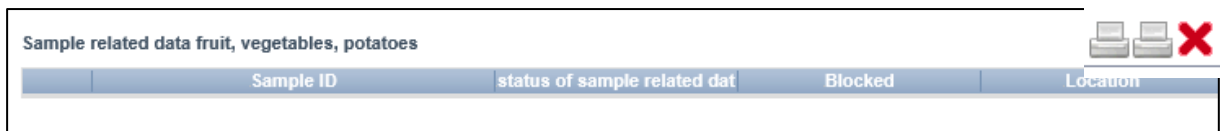


### 4.1 Menu item Analysis results

The laboratory enters the samples' analysis results into the QS software platform. The status of the sample consequently changes to „Analysis completed “. At the same time, the analysis results become visible for the company that commissioned the analysis.

#### 4.1.1 View analysis results

If you click on Refresh, you will get a list with all analysis results.



The selected dataset opens via detail view with all its information.

*Samples marked with yellow: active substances were detected.*

*Samples marked with red: Samples with an excess of the maximum residue level and/or a substance was detected and marked by the laboratory as not approved for the culture.*

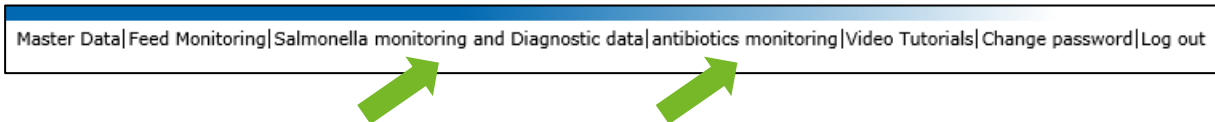
You can print the analysis results in short or long version.



## 5 Salmonella and Antibiotics monitoring, Diagnostic data (Single-Sign-On)

(only relevant for livestock owners)

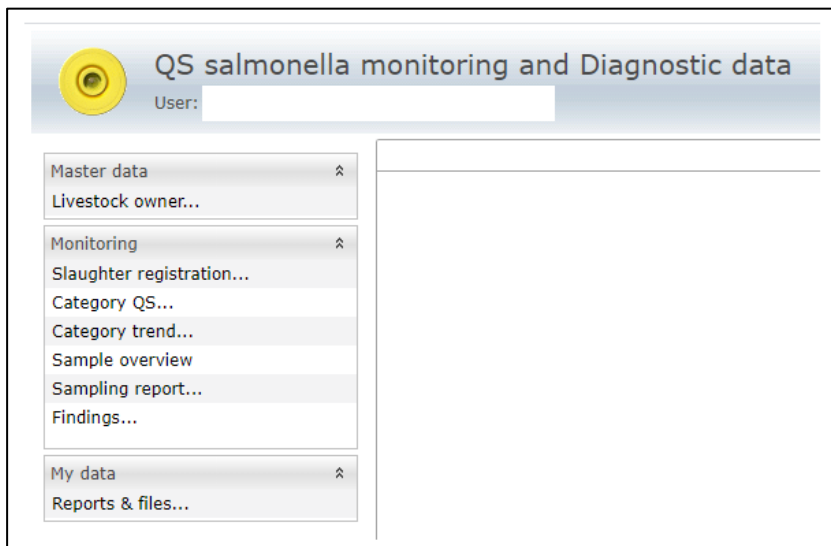
If you are logged into the QS database, you can switch directly to the Qualiproof/Vetproof database and back again. Just select the menu item Qualiproof/Vetproof or QS if you want to switch back.



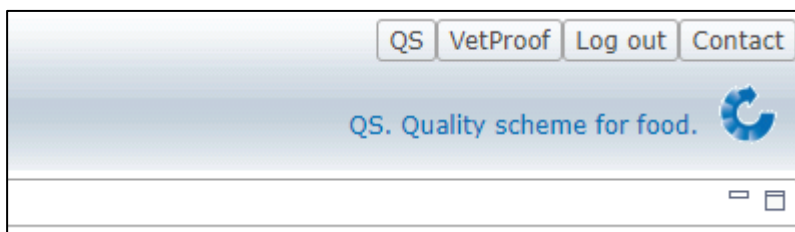
You will be redirected directly to the corresponding database. You do not have to enter your access data there again.

*Note: If you get asked to do this, the settings for "Cookies" in your browser are wrong.*

In Qualiproof you can see your data as usual.



The buttons at the top right edge of the image allow you to switch back to the QS database or to Vetproof.





Qualitätssicherung. **Vom Landwirt bis zur Ladentheke.**



In Vetproof you also do not have to enter your access data again. You can see your data here as usual.

**VetProof** QS antibiotics monitoring  
User:

**Master data** ^

- Coordinator...
- Pig farmer...
- Veterinarian...
- Show
- Drug...
- Critical antibiotics

**Monitoring** ^

- Transfer to HIT (TAM)
- Veterinary drug record...
- Show
- Returns