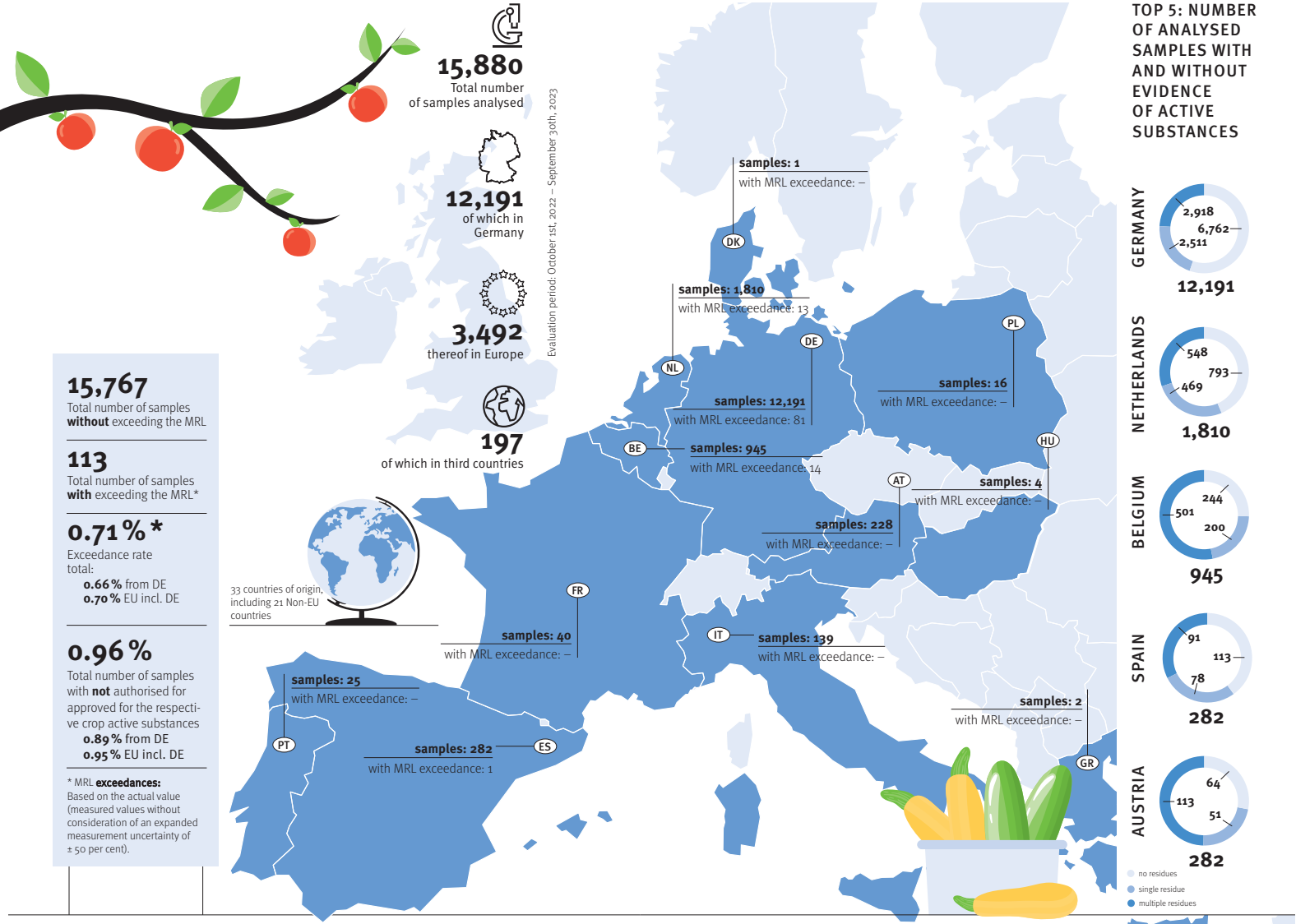


Controls bear fruit



All details to the evaluation under: q-s.de/remo-2024



ANALYSIS RESULTS QS RESIDUE MONITORING

Current facts & figures on residue monitoring in the QS scheme at a glance (evaluation period: 1 October 2022 to 30 September 2023).

For the residue monitoring, 15,880 fruit and vegetable samples were analysed for pesticide residues during the evaluation period from 1 October 2022 to 30 September 2023. The samples analysed came from 33 different countries of origin, with the majority of samples from the EU (15,683 samples) and the majority from Germany (12,191 samples). Even in difficult times, under extreme weather conditions, the producers comply with the legally prescribed maximum residue levels (MRLs)

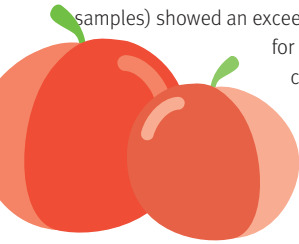
when using plant protection products. 99.29 percent of the samples were without objections, only 113 of the samples analysed (0.71 percent) showed an exceedance of the MRLs in the current evaluation. The exceedance rate in Germany is similar to the last evaluation at a low value of 0.66 percent. In the samples analysed from the EU (including Germany), the proportion of samples with an MRL exceedance increased slightly from 0.64 to 0.7 percent compared to the last evaluation.

A closer look

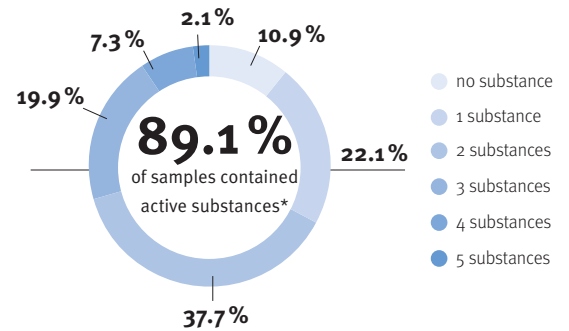
Pesticide residues in apples, cucumbers and courgettes.

APPLES

Of the 1,625 apple samples analysed, 1,309 came from Germany, followed by 177 from Austria and 177 from Austria and 28 from the Netherlands. 10.9 % of all samples analysed were undetected. 79.7 percent of the remaining samples contained 1 to a maximum of 3 active substances. Only 8 samples (0.49 % of all samples) showed an exceedance of the MRL. Active substances not authorised for the crop were detected in 6 samples, prosulfocarb in 5 cases and carbendazim in one case. The most frequently detected active substances included captan, trifloxystrobin and dithianon. The utilisation of the maximum residue level (MRL) was a maximum of 20 % for 96.4 % of the active substances detected.



PERCENTAGE OF ACTIVE SUBSTANCES DETECTED PER SAMPLE

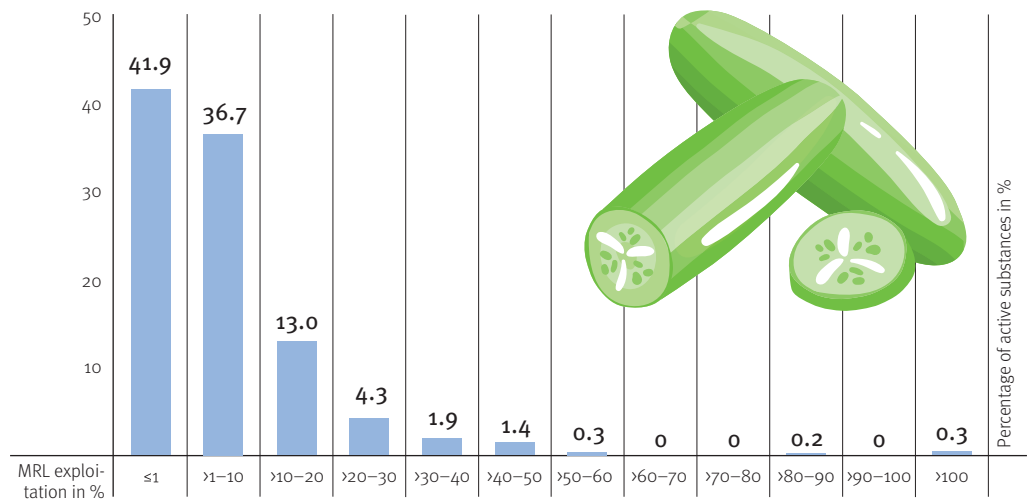


*The MRL was exceeded in only 0.49 percent of the samples.


CUCUMBERS

Of the 462 cucumber samples analysed, 218 samples came from the Netherlands, 191 samples from Germany, 28 samples from Belgium and 20 from Austria. 47.2 % of the samples analysed were free of active substances, 52.8 % showed a detection of active substances, of which more than one active substance was detected in 24.2 %. The MRLs were only reached to a maximum of 20 % in 91.6 % of all analysis results. Only one sample exceeded the MRL, while an active substance not authorised for the crop was detected in 7 samples. The most frequently detected active substances were propamocarb (89 x), flonicamid (85 x) and cyprodinil (59 x).

PERCENTAGE OF MRL EXPLOITATION OF ACTIVE SUBSTANCES



TOP 5: OVERVIEW OF THE ACTIVE SUBSTANCES DETECTED



COURGETTES

Of a total of 162 courgette samples analysed, 105 came from Germany, followed by Belgium (33 samples), the Netherlands and Spain (12 samples each). None of the samples exceeded the MRL. 92.8 % of the active substances detected only exceeded the MRLs by a maximum of 20 %. 79.6 % of all courgette samples were free of active substances, 13.1 % contained one active substance and 7.3 % contained two or more active substances. The most frequently detected active substances were flonicamid (15 x), fluopyram (8 x) and spirotetramat (4 x). Five samples were found to contain an active substance not authorised for courgettes.

