

# Facts, Figures, Data 2019

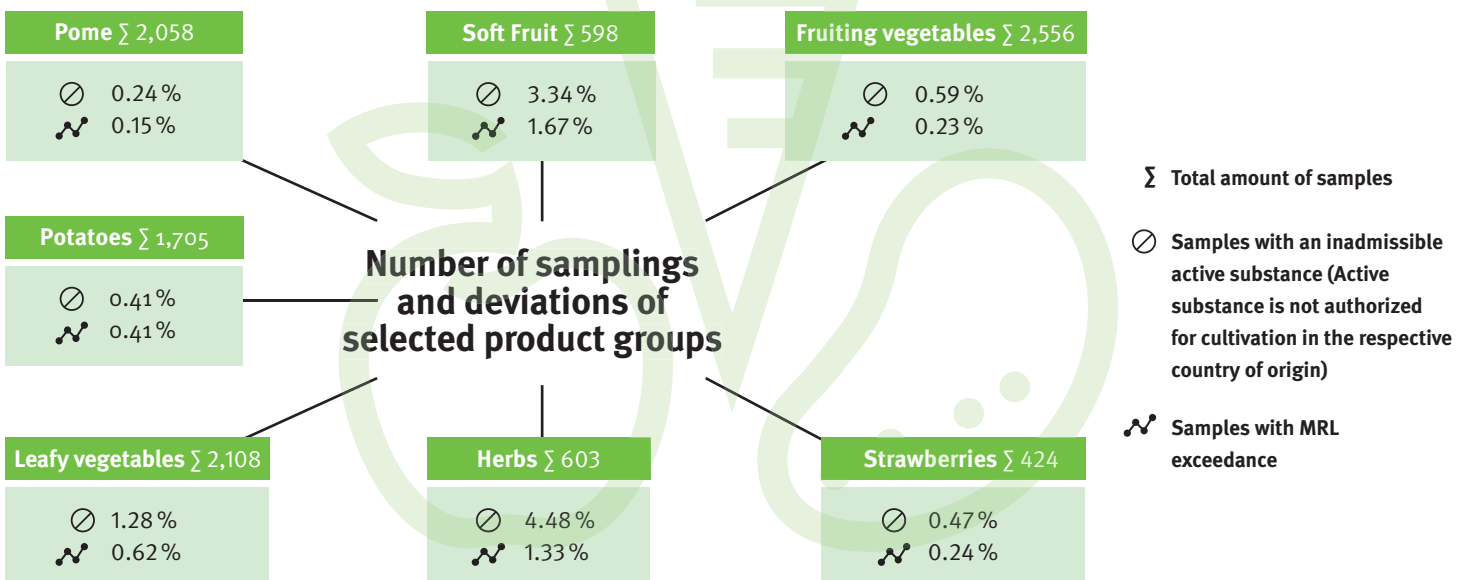
## Fruit, Vegetables, Potatoes



### QS residue monitoring

**16,412** samples from the residue monitoring were entered into the database in 2019 by **80 QS accredited laboratories.**

The deviation rate was only **1.19%.**





# Current number of scheme participants

	Total	Germany	Other countries
<b>Producers (total)</b>	<b>37,033</b>	<b>31,165</b>	<b>5,868</b>
<b>Producers</b>	<b>14,138</b>	<b>8,976</b>	<b>5,162</b>
- fruit, vegetables	10,468	5,439	5,029
- potatoes	3,670	3,537	133
<b>Wholesale</b>	<b>871</b>	<b>582</b>	<b>289</b>
<b>Preparation/Processing</b>	<b>100</b>	<b>88</b>	<b>12</b>
<b>Logistics</b>	<b>453</b>	<b>277</b>	<b>176</b>
<b>Food retail</b>	<b>21,242</b>	<b>21,242</b>	<b>229</b>

**453** carriers are licensed to transport fruit, vegetables and potatoes.



**37,033** farms from **26** countries participate in the QS scheme.

**871** wholesalers fulfill the QS standard for fruit, vegetables and potatoes.

**4,383** scheme participants have registered for the voluntary QS inspection of Working and Social Conditions (FIAS).

**11,782** QS audits were carried out in 2019 in companies of the fruit and vegetable sector, of which **2.6%** have not been passed.

**48%** of the fruit and vegetable producers who are eligible to deliver into the QS scheme come from neighbouring European countries.



# Audits

	Regular and spot audits		Additional random sample audits	
	Number	No approval	Number	No approval
<b>Total</b>	<b>11,587</b>	<b>301 (2.6%)</b>	<b>195</b>	<b>5 (2.6%)</b>
<b>Coordinators</b>	<b>113</b>	<b>2 (1.8%)</b>	-	-
<b>Producers</b>	<b>275</b>	<b>9 (3.3%)</b>	<b>39</b>	-
fruit and vegetables	143	6 (4.2%)	25	-
potatoes	116	3 (2.6%)	10	-
fruit, vegetables and potatoes	16	-	4	-
<b>Producers QS-GAP</b>	<b>7,619</b>	<b>125 (1.6%)</b>	<b>55</b>	<b>1 (1.8%)</b>
fruit and vegetables	4,207	54 (1.3%)	36	-
potatoes	2,415	49 (2%)	8	-
fruit, vegetables and potatoes	997	22 (2.2%)	11	1
<b>Wholesale</b>	<b>928<sup>a</sup></b>	<b>19 (2%)</b>	<b>43<sup>b</sup></b>	<b>1 (2.3%)</b>
<b>Preparation/Processing</b>	<b>55</b>	<b>5 (9.1%)</b>	-	-
<b>Food retail</b>	<b>2,597</b>	<b>141 (5.4%)</b>	<b>58</b>	<b>3 (5.2%)</b>

a) Of which 95 audits were combination meat and FVP wholesale (centralstorage) as well as 85 audits logistics  
 b) Of which 4 audits were combination meat and FVP wholesale (centralstorage)

 Poland  
34

 Turkey  
3

 Greece  
7

 Italy  
353

**688** auditors participated in a total of **39** training events in 2019.

**2,010** of the German QS producers who are eligible to deliver into the QS scheme let checked the requirements of the **Regionalfenster e.V.** in the QS audit.

**21,471** stores of the food retail offer fruit and vegetables with the **QS** certification mark.

**28** certification bodies are currently approved for fruit, vegetables and potatoes.



## Certification systems for producers



QS-GAP **56.9%**  
 GLOBALG.A.P. **22.2%**  
 Vegaplan **11.6%**  
 AMAG.A.P. **4.6%**  
 QS production **4.7%**



## Sanction procedures

2019 (previous year)

<b>Total</b>	<b>150 (103)</b>
<b>Production</b>	<b>129 (94)</b>
- Fruit, Vegetables	94 (71)
- Potatoes	15 (9)
- Fruit, Vegetables + Potatoes	20 (14)
<b>Agricultural coordinators</b>	<b>2 (1)</b>
<b>Wholesale</b>	<b>18 (8)</b>
<b>Preparation/Processing</b>	<b>1 (0)</b>
<b>Food Retail</b>	<b>21 (49)</b>
Meat + Fruit, Vegetables, Potatoes	

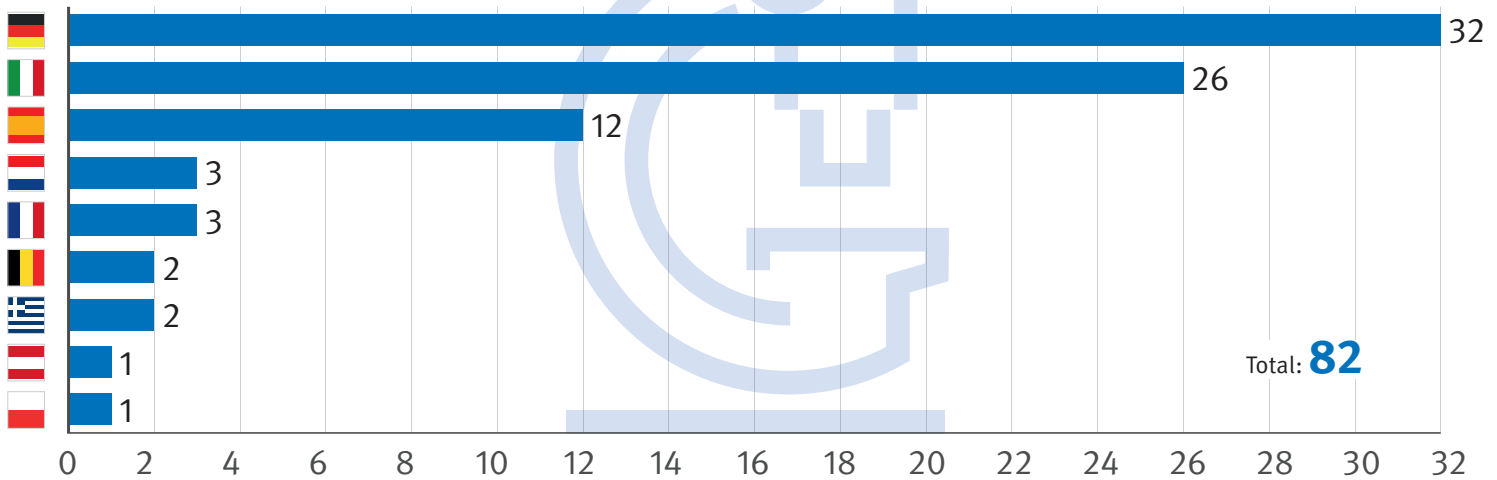
### Common causes for sanction procedures

- Use of non-permitted active substances/plant protection products
- Exceedance of maximum residue levels
- Incomplete plant protection recording
- Insufficient implementation of pest monitoring
- Insufficient implementation of residue monitoring
- Traceability not ensured
- Marketing/purchase of non-QS goods as QS goods
- Incomplete verification of the eligibility of delivery of the supplying company
- Insufficient temperature measurement and monitoring



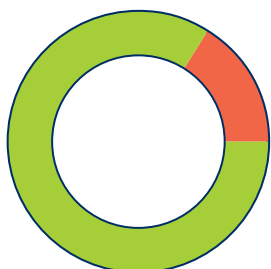
## Laboratories in the QS scheme

Amount of approved laboratories (Status: April 2020)



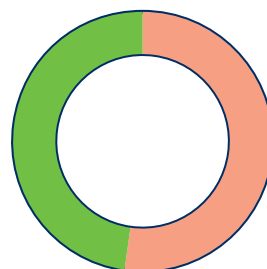
You can rely on QS laboratories:

Results QS laboratory performance assessment over the last 10 years



**84%**  
Passed  
**16%**  
Not passed

QS recognized laboratories



**48%**  
Passed  
**52%**  
Not passed

Laboratories in recognition procedure