



Qualitätssicherung. Vom Landwirt bis zur Ladentheke.

Guideline Agriculture **Cattle Farming**




Version: 01.01.2021
Status: ● Release



Contents

1	Fundamentals 🔍	4
1.1	Scope of application	4
1.2	Responsibilities	5
2	General requirements	5
2.1	General system requirements	5
2.1.1	[K.O.] General company data 🔍	5
2.1.2	Implementation and documentation of self-assessment	6
2.1.3	Fulfilment of measures of the self-assessment 🔍	6
2.1.4	Incident and crisis management 🔍	6
3	Cattle farming requirements	7
3.1	Traceability and labelling	7
3.1.1	Operational purchases and incoming goods 🔍	7
3.1.2	[K.O.] Marking and identification of livestock 🔍	7
3.1.3	[K.O.] Origin and marketing 🔍	7
3.1.4	[K.O.] Stock records	8
3.2	Animal welfare farming	8
3.2.1	[K.O.] Monitoring and care of livestock 🔍	8
3.2.2	[K.O.] General farming requirements 🔍	8
3.2.3	[K.O.] Handling sick and injured animals 🔍	9
3.2.4	Shed floor 🔍	9
3.2.5	Shed climate, temperature, noise pollution, ventilation 🔍	10
3.2.6	Lighting	10
3.2.7	[K.O.] Space allowances 🔍	10
3.2.8	[K.O.] Alarm system 🔍	11
3.2.9	Emergency power generator 🔍	11
3.2.10	Livestock transport 🔍	11
3.2.11	Transportability 🔍	11
3.2.12	Requirements on loading and unloading equipment for livestock transport	12
3.2.13	[K.O.] Handling livestock during loading	13
3.2.14	Dehorning of calves	13
3.3	Feed and feeding 🔍	14
3.3.1	[K.O.] Feed supply 🔍	14
3.3.2	Hygiene of feeding facilities	14
3.3.3	Feed storage 🔍	14
3.3.4	[K.O.] Feed procurement 🔍	15
3.3.5	Assignment of compound feed deliveries (bulk) to location numbers 🔍	15
3.3.6	Feed production (on-farm mixer) 🔍	15
3.3.7	Feed production in cooperation	17
3.3.8	[K.O.] Use of mobile feed milling and mixing plants 🔍	17
3.4	Drinking water	17
3.4.1	[K.O.] Water supply 🔍	17
3.4.2	Hygiene of drinking facilities	17
3.5	Animal health/medication	18



3.5.1	Care contract with farm veterinarian	18
3.5.2	[K.O.] Implementation of the stock care	18
3.5.3	[K.O.] Procurement and application of medicines and vaccines	18
3.5.4	[K.O.] Storage of medicines and vaccines	19
3.5.5	[K.O.] Identification of treated livestock	20
3.6	Hygiene	20
3.6.1	Buildings and equipment	20
3.6.2	Hygiene on the farm	20
3.6.3	Handling litter, dung and feed leftovers	20
3.6.4	Carcass storage and pick up	21
3.6.5	Pest monitoring and control	21
3.6.6	Cleaning and disinfection measures	21
3.7	Monitoring programmes	21
3.7.1	Fattening calves: residue control program	22
3.8	Livestock transport	22
3.8.1	Requirements for transporting own livestock with own vehicles	22
3.8.2	Requirements for the means of transportation	22
3.8.3	[K.O.] Available space during livestock transport	23
3.8.4	Cleaning and disinfection of means of transportation	24
3.8.5	Delivery documents	25
3.8.6	[K.O.] Time intervals for feeding and watering as well as duration of transportation times and resting times (for livestock transport over 50 km)	25
3.8.7	Transport papers (for livestock transport over 50 km)	25
3.8.8	[K.O.] Proof of qualification for drivers/carers (for livestock transport over 65 km)	26
II.	 VLOG-Additional Module "Ohne Gentechnik"	26
4	Definitions	26
4.1	Explanation of symbols	26
4.2	Abbreviations	26
4.3	Terms and definitions	27
5	Annexes	27
5.1	Residue Control Programme for Fattening Calves	27
5.1.1	Reporting of animal groups to the coordinator	28
5.1.2	Sampling	28
5.1.3	Examination of samples	28
5.1.4	Certificate of conformity	29
	Revision information version 01.01.2021	30



1 Fundamentals

Basic information on the QS scheme, such as organisation, participation conditions, use of the QS certification mark and sanction procedures can be read in the **Guideline General Regulations**.

1.1 Scope of application

Production branch cattle farming:

- Cattle production
- Calf production
- calf breeding
- Dairy farming
- Suckling cow production

Registration and participation in the QS scheme

Every livestock owner has to register in the QS scheme via a coordinator and sign a contract (declaration of participation and power of attorney) with the coordinator, from the moment of signing, he participates in the QS-scheme.

The list of approved coordinators is published under www.q-s.de/en/.

The coordinator is the contact person in all questions about the QS scheme. He is among others responsible for

- The registration of the livestock owner in the QS database
- The administration of the master data in the QS database
- The organisation of the audits and
- The participation in monitoring programmes

Control on the company

Each company is controlled regularly. The controls (audits) are implemented by an auditor, who works for an independent certification body.

After registration in the QS scheme an initial audit is implemented and released by the certification body. If the audit was successful, the company is mostly eligible to deliver after a couple of days and is able to market its animals in the QS scheme. The eligibility of delivery can be checked under www.q-s.de/softwareplattform/en.

Depending on the result of the audit (QS status I, II or III) the company will be audited on a risk-based schedule (audit interval):

Stage \ QS-Status	I	II	III
Agriculture cattle farming	3 years	2 years	1 year

The regular audits take place unannounced for each livestock owner. In addition, 10% of the livestock owners will receive an unannounced spot audit in the period between two regular audits.

Furthermore, each company can be controlled additionally, e.g. in a random sample audit.

All details about participation and audits can be found in the **Guideline General Regulations** and in the **Guideline Certification**, which are published on the QS-Website (www.q-s.de/en/) under the link documents.



1.2 Responsibilities

The livestock owner is responsible for ensuring

- Compliance with requirements in this guideline,
- The complete and correct documentation,
- The self-assessment,
- The adequate and timely implementation of corrective actions and
- The correct use of the QS certification mark, where appropriate.

The QS criteria are based on good working practice requirements. The livestock owner must comply at all times with the requirements of the QS scheme and always be in a position to demonstrate compliance with said QS requirements. The livestock owner must ensure that in addition to the requirements of this guideline and the other applicable QS requirements (e.g. general rules and regulations, guideline for certification, monitoring programs), the valid legal requirements (outside Germany comparable foreign legal rules) are satisfied.

Note: The separate document "Explanations on the guideline "Agriculture Cattle Farming" summarises interpretation aids and suggestions for criteria marked with the symbol 🔍.

2 General requirements

2.1 General system requirements

In terms of due diligence and in order to fulfil the obligation to provide evidence to third parties, all documents and records must be kept for at least three years, unless longer storage times are stipulated by law in individual cases.


2.1.1 [K.O.] General company data 🔍

A company overview containing the following information must be compiled:

- Address of the company and its locations with official location numbers (e.g. registration number according to the Livestock Transport Regulation (in Germany VVVO number))
- Telephone and fax number, e-mail address
- Legal representative, contact person
- Capacity/operational units for livestock farming, in particular the number of animals per unit (e.g. for the antibiotics monitoring)
- On-farm mixers (relevant for feed monitoring): the type of feed used (e.g. grains, maize silage, rape-seed meal but also stale bread and bakery products, the quantity of animals per unit or the feed quantity and change of feed)

The coordinator must be informed without delay about any changes to the data listed above. Furthermore, a sketch or map of the company with clear naming of all areas of the company (in particular sheds, carcass storage) and location plans for equipment (in particular feed, litter) must be provided; for externally stored equipment, a description is sufficient.

All documents concerning the general company data remain at the company. An up-to-date declaration of participation must be available.


 Sketch or map of the company, location plan, declarations of participation, master data sheet

List of livestock care personnel

If more than one person is responsible for taking care of the animals, a list of the relevant personnel must be kept. This list must be made before the initial audit. It must be updated if required and verified at least once per calendar year. All the persons (first and last name, qualification/instruction, period of




employment) who are regularly entrusted with the care of the animals during the year (e.g. family members, permanent staff, temporary workers) must be listed.

 List of personnel (caring for the animals)

2.1.2 Implementation and documentation of self-assessment


Compliance with requirements must be verified by means of a qualified self-assessment. The assessment must cover all areas of the company that are of relevance for production in the QS scheme.

The implementation of the self-assessments must be documented before the initial audit and then at least once per calendar year based on a checklist (recommendation: supporting document "Self-assessment checklist"). Existing inspection and documentation systems, which prove that the requirements are met can be used. The self-assessments can be recorded electronically or manually.

 Self-assessment checklist

2.1.3 Fulfilment of measures of the self-assessment

Non-conformities detected during the self-assessment must be corrected as quickly as possible. Corrective actions including deadlines must be established and documented for this purpose.

 Action plan self-assessment

2.1.4 Incident and crisis management


QS has developed a comprehensive crisis management system that ensures the provision of active support to scheme participants in the event of an incident or crisis. The scheme participants must inform QS and their coordinator immediately and - where a legal obligation exists - also the competent authorities about critical incidents where these are of relevance for the QS scheme.

Critical incidents are occurrences that pose or could pose a risk to humans, animals, assets or the QS scheme as a whole. These are for example the official suspension of a company in the event of an outbreak of disease, residues (e.g. harmful substances) in feed, recall actions, unauthorised access of third parties to the company's premises or negative or sensational reports related to the company in the media.

In particular, the scheme participants must inform QS in cases in which:

- nonconformities occur in the procurement of goods, in animal production or marketing that might pose a risk to food or feed safety
- preliminary proceedings are initiated due to violation of regulations regarding animal welfare or to regulations to secure feed or food safety
- media investigations critical reports in the media, or public protests are held on issues related to feed or food safety or animal welfare.

Every livestock owner must have access to a paper of incident (recommendation: QS-paper of incident) in order to pass on all of the required information to specified recipients without delay. A responsible person who can be reached in case of an incident must be nominated by the company.


 Paper of incident

Emergency plan

Every company must have an emergency plan. It must contain at least the following contact details:

- Contact person who is familiar with the situation at the company (e.g. family member, advisor)
- Attending veterinarian
- Technical emergency service (e.g. electrician) for heating, ventilation and feeding systems



 Emergency plan (see sample form - supporting document - emergency plan)






3 Cattle farming requirements


3.1 Traceability and labelling

3.1.1 Operational purchases and incoming goods

The purchase of goods and services used in cattle production must be documented (date, type, quantity, supplier). The documentation (e.g. on basis of delivery notes or invoices) makes it possible to retrace purchased goods and services at any time and be able to prove their unobjectionable quality in the event of a complaint.

This applies, among others, to:

-  Livestock
-  Feed and feed additives (proof of the charging number)
-  Animal medication
-  Cleaning agents and disinfectants
-  Services (e.g. the use of mobile feed milling and mixing plant, animal transporters)


 Delivery notes/invoices, sack tags of feed

3.1.2 **[K.O.]** Marking and identification of livestock

All livestock must be marked/identifiable (e.g. due to German **Animal Transport Regulation** (or relevant national legislation) and **EU Hygiene Package (EC) No. 852 – 853/2004** (Meat Hygiene Regulation)).

Livestock owners must mark every animal with two ear tags (calves within seven days after birth), which are provided by the responsible authority or authorised subordinate body. If an animal loses an ear tag, the livestock owner must apply to the responsible authority for a replacement without delay and mark the animal immediately again.

Cattle may only be transported if it is properly marked.

 Delivery notes, for slaughter cattle food chain information (copy, e.g. of the standard declaration)

3.1.3 **[K.O.]** Origin and marketing

Only animals from QS-certified companies that are eligible to deliver may be marketed as QS-animals (in the following QS-animals are animals, that are produced and marketed in a QS company with eligibility to deliver according to the QS scheme.

All (also bought in) cattle must be kept under QS conditions without interruption for at least the last six months prior to slaughtering, and fattening calves after weaning for the entire duration of the fattening process (max. age of eight months). If, in individual cases (excepting fattening calves), marketing becomes necessary before the six-month period has expired, the cattle must not be marketed as QS animals. If single fattening calves (maximum 1 % per marketing unit) are older than eight months, they may be marketed as QS animals, although not as fattening calves.


Calves, devourers or spreaders do not have to be procured from QS companies.

When animals are sold, both the sender of the animals (= livestock owner) and the customer must have a copy of the delivery document. Proof of marketing can additionally be provided electronically in the HIT database (database for livestock origin and information) or via a corresponding HIT receipt.



Qualitätssicherung. Vom Landwirt bis zur Ladentheke.



 Stock book, delivery notes, food chain information, extract from QS / HIT database

The verification of the eligibility to deliver into the QS system takes place via the QS database.


3.1.4 [K.O.] Stock records

Each livestock owner is obliged to keep and store stock records. This includes e.g. a consigned register or a shed map or the like.

The stock register can be kept manually or electronically. If kept manually, the stock register must either be bound or put together in the form of loose sheets compiled chronologically with consecutive page numbers.

The following information must be recorded in a cattle farm stock register as soon as possible:

- Date of receipt or birth (if born in own company)
- Date of leaving, death
- Ear tag number, race, gender, ear tag number of mother
- Supplier: either the registration name or the name and address of the previous owner
- Buyer: either the registration number or the name and address of the follow-on business (abattoir, disposal firm, post-mortem examination, or other if necessary)

 Stock register, HIT-data, loss records, delivery notes, invoices, certificates from the animal carcass disposal company, inspection findings etc.

Evidence of this information can also be given per electronic HIT database.

3.2 Animal welfare farming

3.2.1 [K.O.] Monitoring and care of livestock

All animals must be well looked after and cared for in accordance with the good agricultural working practices. The responsible persons must possess the necessary skills, knowledge and qualifications.

The persons responsible for feeding and care for the animals must attend to the animals' well-being at least once a day through direct inspection.

The control criteria for assessing animal health include, among others:

- Distribution of the animals over the entire usable area
- Feed and water consumption
- Animal's movements
- Frequency and type of breathing
- Condition and cleanliness of the coat
- Cleanliness of the udder
- Changes to the eye and nose openings
- Excrement properties

Regular checks of animal health must also be made and the availability of food and water must also be ensured with grazing animals. Appropriate and/or prescribed waiting periods must be observed when putting animals out to graze after fertilisation and pesticide measures have been taken and when rotating pasture land.

The claws of the livestock must be maintained appropriately.

3.2.2 [K.O.] General farming requirements

Each form of husbandry must be structured in such a way with regard to construction, material, technical fittings and conditions that no avoidable physical health and behavioural damage can be inflicted.



Qualitätssicherung. Vom Landwirt bis zur Ladentheke.



Equipment for the illumination, ventilation and supply systems must be at least checked daily. Defects at facilities and equipment have to be corrected immediately. If that is not possible, measures to protect the health and welfare of the animals have to be implemented until the defects are corrected.

The animals must have sufficient protection from adverse weather conditions.

Calves may not be tied up or restrained in any other way (compare **German animal welfare protection**). This does not apply if the calves are kept in groups, in which case each of them may be restrained for a maximum of one hour when feeding with milk or milk substitute. The equipment used to tie up or otherwise restrain the calves must not cause any pain or avoidable damage.

Calves

Single held calves must have visual and tactile contact to other calves (except when separating sick calves).

Specialised Fattening Calves

When penning in fattening calves, it must be ensured that the animals are grouped together for no longer than three weeks. Animals may not be transferred to another company any later than three months prior to the scheduled slaughtering date unless it is a shed that runs under the same location number or under the same shed plant, even if it runs under a different location number.

3.2.3 [K.O.] Handling sick and injured animals 🔍

If necessary, rejected, aggressive, weak, sick or injured animals must be separated as soon as possible, and treated or professionally culled in accordance with animal welfare regulations. Appropriate accommodation facilities must be available to help animals recuperate. The bays for sick and injured animals must be equipped with dry and soft litter or pad. A veterinarian should be consulted if necessary, especially when indications of an infection of the entire stock are detected (e.g. increased losses) or an epidemic is suspected. Where necessary, the livestock owner must inform the veterinarian immediately.

Culling

Any non-treatable animal must be stunned and culled on the company without delay to avoid unnecessary suffering in accordance with the **Regulation on the protection of animals at the time of killing (EU) N° 1099/2009** in conjunction with prevailing national regulations.

When animals have to be culled, measures to prevent avoidable pain, stress and sorrow have to be taken.

Five steps, that must be observed in case of culling by the livestock owner:

- Determination if culling is necessary
- Proper anaesthesia with appropriate methods
- Control of anaesthesia (success of anaesthesia)
- Immediate killing of the anaesthetised animal (with appropriate methods)
- Control of death entry

3.2.4 Shed floor 🔍

Shed floors must be non-slip and secure in the area where the animals are kept. All facilities (in particular shed floors) must be such that the animals do not come more than unavoidable into contact with faeces and urine and are provided with a dry lying area.



Calves aged up to two weeks may only be kept in sheds if a lying surface covered with straw or a similar material is provided. Calves aged up to six months may only be kept on littered area or slatted floors. The space between the slats may be no more than 2.5 cm, or 3 cm with elastically wrapped beams or beams with an elastic coating, with a tolerance of 0.3 cm. The tread width of the slats must be at least 8 cm.

Specialised Fattening Calves

The shed floor in bays for fattening calves must be provided with elastic layer in feeding and lying areas. This applies for new buildlings as well as for renewal of shed floors in existing buildings (in each case after the cut off date 1st of January 2020).

3.2.5 Shed climate, temperature, noise pollution, ventilation 🔍

Sheds must be heat-insulated where necessary and equipped so that air circulation, dust levels, temperature, relative humidity, concentration of gas in the air and noise pollution are kept at a level which is not harmful to the animals.

Noise pollution

Noise pollution from technical facilities must be kept as low as possible in areas where animals are kept. Continuous and sudden noises should be avoided.

3.2.6 Lighting

The intensity and duration of light must be appropriate for the animals kept in sheds. If the shed has too little natural lighting, it must be lit artificially.

A light intensity of at least 80 lux must be ensured for at least ten hours per day in areas where calves are kept. The lightning must be adapted to the daily rhythm and it must be distributed as evenly as possible.

3.2.7 [K.O.] Space allowances 🔍

Sufficient lying surfaces must be available in pens, all cattle must be able to lie at the same time. In free stall sheds with lying boxes every animal must have one lying box.

Calves

Calves may be kept separately until the age of two weeks. The stalls must be at least 120 cm long, 80 cm wide and 80 cm high.

Calves aged between two and eight weeks may only be kept in separate boxes if:

- The box is at least
 - 180 cm long with an internally mounted trough
 - 160 cm long with an externally mounted trough and
- The freely available box width is at least 100 cm in boxes whose lateral boundaries extend to the floor and over more than half of the box length and at least 90 cm in other boxes.

Calves aged over eight weeks may only be kept in groups. Calves may only be kept in a box in groups of up to three animals if the box has a minimum floor area of

- 4.5 m² for calves aged up from two to eight weeks
- 6 m² for calves aged over eight weeks.

In accordance with its live weight, each cattle in group housing must be provided with a floor area for unrestricted use that complies with the following table:

Tab. 1: Minimum floor area [m²]/animal [kg live weight] (applied to group housing)

Weight Range	Minimum Area
up to 150 kg	1.5 m ²
from 150 kg to 220 kg	1.7 m ²
from 220 kg to 400 kg	1.8 m ²
over 400 kg	2.2 m ²

3.2.8 [K.O.] Alarm system 🔍

In sheds where ventilation is provided by an electrically operated system, there must be an alarm system set up which operates independently of the power grid and provides a warning when the main system or rather the ventilation system breaks down. The alarm systems must be checked for proper functioning at the required intervals based on their technical properties to ensure they are in full working order.

3.2.9 Emergency power generator 🔍

An emergency power generator must be present in facilities for keeping livestock in which adequate provision of feed and water for the animals is not assured in the event of a power failure. This applies in particular to facilities with self-supply water systems. These emergency generators must be checked for proper functioning at the required intervals based on their technical properties.

A back-up device that ensures adequate air exchange in the event of system failure must be present in sheds in which ventilation is ensured via an electrical system. If an emergency power generator is necessary, technical conditions must exist to connect an emergency power generator.

If the emergency generator, in case of need, is borrowed from third parties, a contractual agreement of the provision of the emergency generator and its guaranteed functionality must be concluded.

 Contractual agreement on the provision of the emergency power generator

3.2.10 Livestock transport 🔍

Livestock may only be transported within the QS scheme by QS-approved livestock transport companies. This can be either livestock owners with eligibility to deliver for the QS scheme or commercial companies for animal transport with eligibility to deliver for the QS scheme.

When QS livestock is delivered to the livestock company, it must be verified that the transporter possesses an eligibility to deliver for the QS scheme.

If livestock owners transport their own livestock (with their own or a rented vehicle), the requirements of ⇒ Chapter 3.8 Livestock transport must be fulfilled.

If a livestock owner himself orders a livestock transport, only a transporter with eligibility to deliver for QS, may be used.

 Delivery note

3.2.11 Transportability 🔍

Nobody is allowed to carry out or initiate a livestock transport if the animals will be injured or will be subjected to unnecessary suffering (see **Regulation for animal Transportation, Regulation (EC) No. 1/2005**; and **German Regulations for the Protection of Animals during Transport**).

Animals may only be transported if they are fit to travel and are spared from any unnecessary pain and suffering. The transportability of the animals must be checked prior to loading.



Qualitätssicherung. Vom Landwirt bis zur Ladentheke.



Animals are considered to be unfit for transport if illness, pathological conditions weakness or injury prevents them from entering the transport vehicle by themselves.

Injured animals and animals with physiological weakness or pathological conditions are deemed to be not transportable. This include animals that:

- Remain lying down or can only walk with severe pain after stumbling
- Have a fractured limb or pelvis
- Have severe haemorrhaging
- General condition is cause for concern or
- Have visibly been suffering severe pain for a prolonged period.

The transport ban applies to animals that

- Cannot move without pain or assistance.
- Have large, deep wounds or prolapsed organs
- Are pregnant in an advanced stage of pregnancy (90 % or more) or gave birth less than seven days ago.
- Are newly-born mammals whose umbilical wounds have not yet fully healed.

Animals can usually be considered as transportable in the following cases:

- The animals are only suffering slight injuries or are only slightly ill and transportation would not cause them any additional suffering.
- The animals are transported under veterinary supervision in order to receive/after receiving medical treatment or a diagnosis. However, transport in these circumstances is only permitted if the animals in question are not subjected to any unnecessary suffering.
- The animals have undergone to a routine veterinary surgical procedure as part of standard farming practice, whereby the wounds must have fully healed.

Animals which are due to be transported must not be given any sedatives unless this is absolutely necessary for their well-being, and it is done only be given under veterinary supervision.

If there are any doubts concerning the animal's condition for transport, a veterinarian must be consulted to confirm in writing that the animal is fit to travel.

In general calves may only be transported once their umbilical wounds have healed completely. Calves that are less than 14 days old may not be transported within Germany. For transports that do not take place within Germany, calves that are less than 10 days old may not be transported unless the transport distance is less than 100 km.

3.2.12 Requirements on loading and unloading equipment for livestock transport

Loading and unloading equipment must be constructed, set up, maintained and used in a way that injuries, suffer, agitation and stress during the loading is avoided or kept as low as possible and the safety of the animals is guaranteed. The tread surface must be non-slip.

Suitable equipment should be used for loading and unloading animals which allows them to walk up and down the ramps without slipping and without effort. With calves, the angle of inclination must not exceed 20 degrees (36.4 %) and with fully grown cattle it must not exceed 26 degrees (48.8 %).

With platform installations, protective screens must be in place so that the animals cannot flee from the side. If the inclination of the platforms is more than 10 degrees (17.6 %), the loading device must be equipped with fixtures such as crossbars enabling safe and easy entry and exit for the animals.



Qualitätssicherung. Vom Landwirt bis zur Ladentheke.



If the loading height is more than 50 cm or the animals are not led on and off individually, the loading ramp must be fitted with side protection which the animals cannot climb or jump over, stick their limbs through or injure themselves on.

Suitable lighting must be ensured during loading and unloading.

3.2.13 [K.O.] Handling livestock during loading

Any person who loads animals (includes loading and unloading) must be properly trained or qualified and must not exercise any violence when loading. They must not scare, or unnecessarily produce injury or harm to the animals. It must be ensured that the well-being of the animals is impaired as little as possible during the loading process.

It is forbidden to:

- Hit or kick animals
- Exert pressure on particularly sensitive areas of the body which causes the animal unnecessary pain or suffering.
- Hoist animals using a mechanical device which is attached to their bodies.
- Tug or pull animals by their head, ears, horns, legs or tail.
- Use any instruments with a pointed end to guide animals.
- Tether animals by the horns or nose rings.

Guiding instruments such as sorting panels or guide paddles should only be used in a way which does not harm the animals.

The use of electrical guiding instruments must be avoided. However, they may be used on fully-grown cattle which refuse to move in any direction and they must only be used if the animals have enough space to move forwards. Only electrical shocks with a maximum duration of one second may be applied at appropriate intervals to the muscular areas on the hindquarters. This process must not be repeated if the animal does not react.

The following animals must be handled and transported separately:

- Animals of different species¹
- Animals of considerably different sizes or ages²
- Sexually mature male separate from female animals²
- Animals with horns separate from animals without horns
- Rival animals
- Tied animals separate from untied animals

3.2.14 Dehorning of calves

Dehorning of calves without anaesthesia is only allowed for cattle under six weeks of age (if official requirement with sedation). Appropriate painkiller for alleviation of postoperative pains after dehorning of calves must be used.

The medicines prescribed by the veterinarian must be used in accordance with the prescription.

 Proof of medication, combination sheet, stock book

¹ These conditions do not apply if the animals were reared in compatible groups and are accustomed to one another. They also do not apply if separating the animals would cause them stress, or in cases where female animals are still suckling their young.



Qualitätssicherung. Vom Landwirt bis zur Ladentheke.



3.3 Feed and feeding

Note: The term feed covers either compound feeds or premixes, raw materials (e.g. feed materials and agricultural primary products) and additives.

Marking of feed for QS

Feed must be clearly labelled as a QS product (exception: agricultural primary products, e.g. cereals), when it originates from QS certified producers and traders. In the case of bulk deliveries, every article must be labelled as QS produce on the accompanying documents. Bagged/packaged goods must be labelled on the sack tag or on the accompanying documents (e.g. delivery note).

If refined or distilled fatty acids, vegetable glycerine or mixed fats and oils are procured as animal feed, they must be clearly marked as suitable for feeding purposes.

3.3.1 [K.O.] Feed supply

All cattle must be provided with food in sufficient quantity and quality daily. All feeds must be checked for quality before use (e.g. for moisture, stocking, mould infestation, metal and plastic party, packaging material, etc.). If quality defects are found, the feed must not be fed. The equipment must be constructed and set up in such a way that the feed contaminations and conflicts between the animals are kept to a minimum.

Calves

Calves must be provided with colostrum within the first four hours of life. Every calve must be fed at least twice a day. If calves are kept in groups and feed is rationed, it must be ensured that all calves are able to take up feed at the same time. This does not apply to feed-on-demand or comparable feeding systems. Roughage or other high fibred, structured feed must be freely available for calves at latest from the age of eight days onwards.

3.3.2 Hygiene of feeding facilities

All plants, equipment, containers and feeding lines, feed transport boxes, equipments (e.g. shovels) and vehicles used for feeding the animals and therefore coming into contact with feed must be kept clean and properly disinfected where necessary after cleaning. An effective pest control must be possible.

After the use of veterinary drugs, all equipment, pipes, feedinglines, shovels, etc. that have come into contact with the medicated feed or (feeding) medications must be cleaned to prevent carry-over.

3.3.3 Feed storage

Feeds must be protected against contamination and impurities to the greatest possible extent. This applies to both purchased feed and self-produced feed.

All animal feed must be carefully stored (clean, dry, with the use of building materials and coatings which will not pose a health risk, protected from the weather). Protective measures must be taken to protect against pests, rodents, birds, wild boar and other wild animals and pets. Feed must be stored and transported safely and separately from waste, liquid and solid manure, hazardous substances, seeds, medication and chemicals. Furthermore, they must not be contaminated with packaging material, waste or similar.

Before storage, the storage facility must be cleaned and disinfected where necessary.

Storage facilities and stored animal feed must be checked at regular intervals (e.g. for cleanliness, germ or fungal infestation, pest infestation, temperature, sensory properties of the feed). If necessary, suitable measures to remedy defects and/or a combat must be carried out.



Finished feed must be stored separately from unprocessed raw materials. Undesired mixing, for example of feeds for different species, or of grower-, fattening- and finisher diets, must be avoided, e.g. by using separate silos. The silo cells must be clearly marked and easy to identify.


⇒ Annex 9.4 Exclusion list (Guideline Feed Sector)

3.3.4 [K.O.] Feed procurement 🔍

Eligibility of delivery

Livestock owners may only purchase and utilise feed that come from feed producers or traders with QS eligibility of delivery.

- If feed (in bulk or packed) is procured directly from producers, these producers must be listed in the QS database as "eligible to deliver".
- If feed is procured unpacked (in bulk) via traders, they must be listed in the QS database as "eligible to deliver".
- If packaged feed is purchased via traders, there are no requirements for the trader; in this case, the producer of the packaged feed must be listed in the QS database as eligible to deliver.
- If a livestock owner commissions a transport company to transport unpacked feeds, the livestock owner must ensure that the transport company is listed in the QS database as eligible to deliver.
- If feed is procured from a cooperation of several livestock owners, the collaboration must be contractually established, and no feed may be marketed to third parties who do not belong to this group. The purchase of feed from the cooperation must be traceable and verifiable by each cooperation partner by means of delivery notes (collective delivery notes/documentation possible). ⇒ Criterion 3.3.7 is checked at the producer of the feed.

 Delivery notes or invoices, sack tags, contractual agreement on feed production


Procurement of agricultural raw material

When purchasing and transporting agricultural primary products, there are no requirements on a QS approval for suppliers at the stage agriculture; they can e.g. be obtained directly from the agricultural producer, agricultural trade, etc. Companies deploying those products are classified as agricultural on-farm mixers.

⇒ Criterion 3.7 Monitoring programme

3.3.5 Assignment of compound feed deliveries (bulk) to location numbers 🔍

When ordering compound feed (bulk), the livestock owner must state the location number (e.g. registration number) of the location to be supplied. This number must be indicated by the supplier on an accompanying document (e.g. delivery note). In the event of incorrect information, the supplier must be notified of any corrections.

 accompanying documents of Compound Feed with location number; correction note

3.3.6 Feed production (on-farm mixer) 🔍

If feed is produced in own facilities for the own company or in cooperation with other livestock owners for several companies, the following requirements must be met. This applies both to the production of feed materials or compound feed (e.g. crushing of primary agricultural products, mixing or pelleting of feed) and to the supply of basic feed via feed mixers.

If feed is produced in cooperation with other livestock owners, ⇒ 3.3.7 Feed production in cooperation also applies.



Qualitätssicherung. Vom Landwirt bis zur Ladentheke.



If mobile feed milling and mixing plants are used as service providers for feed production, ⇒ 3.3.8 [K.O]
Use of mobile feed milling and mixing plants also applies.

Feeds that do not meet the QS requirements or legal regulations may not be used for feeding.

Feed produced in own production may not be marked with the QS certification mark or as QS products.

Documentation of used feed

Companies which produce or mix their own feed (e.g. corn silage) by themselves or have this task completed by service providers, such as mobile milling and mixing plants, must draw up a mixing protocol or ration calculation for the various mixes, from which the components can be followed.


Feed materials in line with the QS-list

Only feed materials listed in the “**QS-list of feed materials**” may be used, see www.q-s.de/en/.
Products subject to a statutory feeding ban or named in the QS exclusion list may not be used for feeding in the QS scheme.

If feedingstuffs are labelled as "non-QS goods" or "not for feed use", they may not be fed to QS animals.

⇒ Annex 9.4 Exclusion list (Guideline Feed Sector)

⇒ Annex 9.5 QS list of feed materials (Guideline Feed Sector)

 Ration calculation, list of used feed material and compound feed


Quality control of feed

If quality defects are found in the used feeds, the raw materials must not be used for feed production. If no maximum content of undesirable substances is exceeded, feed may be blended/diluted (see requirements of the Feed Hygiene Regulation). Water used in production must be suitable for animals (clean, clear and without extraneous odor).

Production and plant hygiene

All work processes in feed production must be designed to minimize hazards that may affect feed safety. Therefore, feeds must be protected against contamination and impurities, which may be caused, for example, by machine lubricants, fertilizers, pesticides, biocides, veterinary medicines and waste. The plants must be checked regularly for contamination and dust accumulation and cleaned if necessary. The penetration of pests must be avoided.

All plants and equipment used in feed production must be inspected annually and maintained or repaired as necessary. The inspection must be documented.

 Documentation for the inspection of plant and equipment (e.g. within the scope of self-assessment)


Use and documentation of additives

If additives (e.g. urea, vitamins, minerals, amino acids, trace elements and preservatives, such as propionic acid for the storage of moist cereals etc.) are used, exact dosage (neither over- nor under-dosage) and mixing must be observed. All scales and measuring instruments used must be suitable for the scale of weights or volumes to be determined and must be checked regularly for accuracy. If there are indications of insufficient or incorrect dosage, measures must be taken (e.g. after-treatment or mixing in of an untreated feed). The producer's recommendations for the use and dosage of additives must be followed.

The use of feed additives must be documented according to HACCP principles. This concerns e.g. the use of preservatives (e.g. propionic acid for the storage of moist cereals), amino acids, vitamins and trace




elements (cf. **regulations for feed hygiene (Art. 5 of Regulation (EC) 183/2005**), working aid for the use of acids, leaflets for the use of feed additives in the agricultural business of the ZDL (acids as preservatives; urea and its derivatives; amino acids)).

 Use of feed additives

3.3.7 Feed production in cooperation

If multiple livestock owners join to produce their own feed, this collaboration must be contractually established; it must be specified in the contract which partner produces the feed. No feed may be produced for third parties who do not belong to this group. A cooperation of livestock owners to produce feed is only allowed if the cooperating livestock farmers are QS scheme participants.

If the feeds are produced in cooperation with other livestock owners or for several companies, the delivery routes of the feeds must be traceable at all times. This does not apply to different location numbers at the same location and/or of one owner. In the company where the feed is produced, the name and address of the companies supplied as well as the type and quantity delivered (and the batch, if applicable) must be documented. The supplied companies must receive delivery notes (collective delivery notes/documentation possible), so that the purchase of the feed is traceable there.

 Delivery notes, invoices, contractual agreement on feed production, documentation for traceability in case of cooperation

3.3.8 **[K.O.] Use of mobile feed milling and mixing plants**

If feed is milled and mixed or just mixed and mobile feed milling and mixing plants are used for this purpose, only service providers whose facilities are approved by QS may be used. This also applies to the use of external service providers in a cooperation of livestock owners for feed production.

 delivery notes

3.4 Drinking water

3.4.1 **[K.O.] Water supply**

All cattle must always have access to a sufficient amount of water (ad libitum) of sufficient quality (Exception: calves under the age of two weeks). The watering equipment must be constructed and set up in such a way that the water contaminations and conflicts between the animals can be kept to a minimum.

In tethered housing, a self-drinker must be available at every place. In group housing, a maximum 1:15 drinker/animal place ratio is required for bowl drinkers (recommended 1:10); if trough drinkers are used, the troughs per animal must be at least 6 cm wide. The flow rate should be at least 20 litres/minute for trough drinkers and 10 litres/minute for bowl drinkers.

Suitable drinking water must be used, that means drinking water, which is clean, clear and without extraneous odour.

It must be ensured, that the flow amount of watering is sufficiently high for animal friendly drinking.

3.4.2 Hygiene of drinking facilities

Drinking troughs have to be controlled daily and cleaned when necessary. After the use of medicines, the facilities have to be cleaned sufficiently in order to avoid residues.



3.5 Animal health/medication

3.5.1 Care contract with farm veterinarian

Every livestock owner must have his stock attended by a veterinarian in the frame of his/her own internal controls. The relationship must be agreed upon in a written contract (see sample contract for minimum requirements, cf. www.q-s.de/en/).

Veterinary stock care

Within the veterinary stock monitoring the animals' performance and the factors influencing it must also be taken into consideration. Veterinary care is comprised of curative as well as preventive treatment and includes monitoring and screening measures along with the assessment of slaughter findings.

The veterinarian determines preventive and therapeutic measures to a medical required extend.



Veterinary care contract

3.5.2 [K.O.] Implementation of the stock care

The livestock owner must ensure that the agreements laid down in the veterinary care contract are complied with; aside from acute cases of disease or sickness, the veterinarian must visit the stock before the initial audit and then regularly at least once a year.

The veterinarian must document any visits he/she makes to the stock and the evidence must be kept at the company. As far as no stock-based abnormalities are found, no further actions are necessary and a simplified documentation of findings (e.g. on the invoice) is sufficient.

When a cause for action is determined by both the veterinarian and the livestock owner, an animal health and hygiene plan must be generated for each individual company. The plan must comprise the regular, scheduled, systematic and consistent application of the most up-to-date skills and knowledge from the veterinary science. If necessary, an action plan must also be elaborated outlining the individual actions to be carried out by the livestock owner and the veterinarian.

The examination findings defined in the course of the veterinarian care or curative treatment must be given to the company after each examination.



Veterinary visit records or similar documents, action plan, vaccination plan

3.5.3 [K.O.] Procurement and application of medicines and vaccines

Procurement of medicines and vaccines

The medicines and vaccines used by the livestock owners must be correctly labelled (producer, designation, lot number, type of application, ingredients, expiry date, waiting period, among others). The livestock owner must be able to present proof of purchase for the acquisition of animal medicines at all times. This could be:

- Veterinary medicine documentation
- Receipts from the pharmacy
- Copies of prescriptions or preparation orders in the case of in-feed medicines.

The instructions of the veterinarian must be followed when the livestock owner applies medicines. The waiting periods which the veterinarian must specify must be observed.

It must be ensured that the documentation issued by the veterinarian is completely filled in. The veterinarian is responsible for the issuing and content of the documents. The documents must be filed chronologically.



Qualitätssicherung. Vom Landwirt bis zur Ladentheke.



Application of medicines and vaccines

The use of antibiotics as performance enhancers or for prophylaxis is prohibited. All prescription veterinary medicines may only be used after veterinary examination within the scope of an indication and treatment. At the time of delivery, the veterinarian must document evidence of, among other things, the diagnosis, veterinary examination results and details of a therapy and immediately send it to the livestock owner, cf. **Regulation of veterinary pharmacies**.

The livestock owner must chronologically document every time medication and vaccination which is administered to his animals by the veterinarian or on his own (see **German Livestock owner veterinary drug detection regulation and Drug Law**) (the documents can also be held in electronic form, as long as the data cannot be modified). The following information must be recorded in writing each time treatment is given:

- Number, type and identity of the animals and their location (if the location is required to identify the animals)
- Name of medicine and vaccines, number of the veterinary medicine document, date of administration
- Quantity administered, waiting period, name of person who administered the treatment


If the livestock owner administers the medication him/herself, he/she must follow the instructions given by the veterinarian. The waiting periods set must be compiled.

Serums, vaccines and antigens may only be administered by veterinarians.

If the veterinarian transfers the application of vaccines to the livestock owner, a valid vaccination schedule (application plan according to the German **Animal Vaccine Regulation**) must be present.

The cleanliness and suitability of the equipment used to administer medicines and/or vaccines must be ensured. Only flawless injection needles may be used; bent, blunt, broken and otherwise unfit needles must be replaced and disposed of immediately. Care must be taken to ensure that all ready-to-use needles are returned after use and that no needle is lost.

If a broken needle is still inside the animal, the animal in question must be permanently marked (e.g. ear tag, tattoo) to ensure that the broken needle does not enter the food chain. The abattoir must be informed accordingly via the food chain information system.

 Receipts on purchasing and remainings of medicines and vaccines (Veterinary medical documentation), combined receipts, prescriptions, vaccination pass and plan (usage plan in accordance with animal vaccine regulations), vaccination book, vaccination control book, livestock book, livestock owner declaration.

3.5.4 **[K.O.] Storage of medicines and vaccines**

Medicines and vaccines must be stored in accordance with the instructions of the producer. They must be stored inaccessible for unauthorised persons, such as external persons and children in a locked container/cabinet or inaccessible room; if required by the producer, the preparations must be stored refrigerated. Medicines and vaccines must not be used anymore and must be properly disposed of once their use expiry date has been reached. Empty containers must also be disposed of without delay (via domestic waste, unless indicated otherwise by the manufacturer).

Feed medicines must be stored in such a way that feeding to animals for which they are not intended is impossible.



3.5.5 [K.O.] Identification of treated livestock

Treated animals (individuals or groups/pens) must be clearly identifiable for at least the duration of the waiting period.

3.6 Hygiene

3.6.1 Buildings and equipment 🔍

Sheds and adjoining rooms, outdoor facilities including loading facilities, all shed equipment and feeding systems must enable effective cleaning and pest control.

All buildings and equipment must be kept clean and in a proper condition.

3.6.2 Hygiene on the farm 🔍

Sheds must be marked with a sign stating "Livestock – Access prohibited for unauthorised persons" or a similar text. Gates, doors and other entrances have to effectively prevent the entry of unauthorised persons and of animals. The doorways of the sheds have to be lockable.

Sheds and other buildings used to house animals may be entered by external personnel only if they have been approved by the livestock owner.

External persons (e.g. drivers of animal transport trucks, who leave their vehicle for loading and unloading) must be provided with adequate protective clothing (disposable or own company protective clothing).

The following requirements must also be fulfilled for effective on-farm hygiene:

- Clean work clothing
- Functioning wash-hand basin, hand cleaning agent, disposable wipes or clean towels
- If hygiene sluices have been installed, they must be regularly washed and disinfected.
- Proper waste disposal

Specialised Fattening Calves

Livestock companies which also operate facilities for tourists or campers must keep these facilities separate from the livestock so that no direct or indirect contact between visitors and animals can occur. A supervised entrance may be admitted in exceptional case if protective clothing is used and direct contact with the animals is avoided.

Animals must not be able to access landfills and household waste.

3.6.3 Handling litter, dung and feed leftovers 🔍

Use of litter

Litter must be suitable for animals, hygienic, clean and dry. Only litter which does not appear to be infested with fungus may be used. Litter materials must be stored with care. For storage, field storages are also suitable. Contamination must be avoided. Storage locations must be protected continuously against pests.

Dung, litter and feed leftovers from livestock transport

All excretion, litter and feed leftovers generated during animal transport, must be properly disposed of or treated in such a way that any pathogens causing livestock epidemics are eliminated.

Specialised Fattening Calves

The requirements for litter also apply to the use of bark mulch, compost or peat.



3.6.4 Carcass storage and pick up 🔍

Carcass storage

Dead animals must be removed immediately, and the carcasses stored properly. They must be stored on paved areas and where possible outside the shed area.

The carcass storage must be of adequate size.

Cattle carcasses must be kept covered until they are picked up by the post mortem examination company.


Pick-up of carcasses

If possible, the carcass storage areas/containers for the pick-up of the carcasses must be positioned in such a way that vehicles from the carcass disposal companies do not come near the livestock sheds.

3.6.5 Pest monitoring and control 🔍

A pest monitoring for must be carried out and documented.

The locations for bait boxes and pest traps must be documented in a plan. In case of infestation, the pests must be effectively and properly combated. These control measures must be verified.

 Monitoring records, baiting plans, if necessary control plans

3.6.6 Cleaning and disinfection measures 🔍

In between the removal of the stock and its replacement with another, the vacant shed (or a closed off section of a shed) including the facilities and equipment must be cleaned and disinfected properly. All cleaning agents and disinfectants must be used and stored properly.

Livestock gathering areas, loading ramps, places for loading and unloading, bays/rooms used for housing or marketing of livestock temporarily, access routes, loading and unloading areas as well as equipment used at each of these locations must be cleaned and disinfected after every use. In the case of transport vehicles or equipment used by other companies, these must be cleaned and, if necessary, disinfected at the issuing company.

3.7 Monitoring programmes 🔍

Feed monitoring in on-farm mixing companies

Each company using primary products for feed or on-farm mixing companies are subject to the feed monitoring (definition agricultural on-farm mixers ⇒ Chapter 4.3). In agricultural on-farm mixing companies, samples must be drawn and examined every year in accordance with the control plans for agriculture (**Guideline Feed Monitoring**).

The organisation of feed monitoring, including the establishment of the inspection plan to control the feed, as well as the selection of the companies where the feed samples shall be drawn, is the responsibility of the coordinator and is also checked there. All analytical results concerning the parameters dioxins, dioxin-like PCBs and non-dioxin-like PCBs in feedingstuffs must be submitted by the livestock owner to the competent feed monitoring authority.

Antibiotics monitoring

Calves for fattening have to take part in the antibiotics monitoring programme. The requirements are defined in the **Guideline Antibiotics Monitoring Cattle**.



Qualitätssicherung. Vom Landwirt bis zur Ladentheke.



Antibiotics may only be prescribed by veterinarians who are registered in the antibiotics database.

Each livestock owner receives information about the therapy index via his coordinator: either by sending the information letter on a regular basis or via direct access to the antibiotics database to view his own data.


3.7.1 Fattening calves: residue control program

Fattening calves (cattle that is slaughtered aged up to eight months) are subject to residue controls for such substances as beta agonists, artificial and natural hormones and other critical substances such as chloramphenicol.

The livestock owner must report the housing of the animals and the registration for slaughter to the coordinator in a timely manner. The coordinator then organises the drawing of a sample, which is taken by a neutral institute in accordance with the residue control plan for fattening calves.

The livestock owner must submit the certificate of conformity to the abattoir before slaughter and document it on the company.

⇒ Annex 5.1 Residue Control Plan for Fattening Calves.

 Results of Residue Controls, Certificate

3.8 Livestock transport

Livestock owners must comply with the following requirements when transporting their own livestock with own (or borrowed) vehicles, regardless of whether they transport within the company, to other companies or e.g. to abattoirs.

3.8.1 Requirements for transporting own livestock with own vehicles

It must be ensured that the well-being of the animals is impaired as little as possible during the entire loading and transport process (up to unloading of the last animal). When transporting livestock, the driver must drive in a suitable and anticipatory manner which minimises the risk of injury.

If the animals get injured or ill during the transport, they must be separated from the rest of the animals and, if required, be checked and treated by the veterinarian as soon as possible. Unnecessary suffering must be avoided and if, required, the animals must be emergency slaughtered or culled. The animals should be transported to their destination without delay.

3.8.2 Requirements for the means of transportation

Vehicles must also carry adequate loading and unloading equipment. The vehicles and dividers must be in perfect technical and hygienic condition. They must be constructed, used and maintained in such a way that injury and suffering of the animals are avoided and their safety is guaranteed. They must also be able to withstand the forces exerted by the animals. The vehicles and partitions must be in a condition which allows an effective and light cleaning and disinfection.

If the animals are loaded one on top of the other (with intermediate decks), all necessary measures must be taken in order to:

- Avoid contamination of the animals on the lower level with excretions from the animals loaded on the upper level and
- Ensure that ventilation is not disabled

Facilities for restraining must be available but restraining equipment may only be used if it does not inflict any pain, suffering or injury on the animals. Ropes, belts and tethers must be strong enough to



Qualitätssicherung. Vom Landwirt bis zur Ladentheke.



withstand the expected loads and attached in such a way that the animals cannot strangle or injure themselves and can be released quickly.

Walls and roof

The animals must be protected against bad weather, extreme temperatures and climatic fluctuations at all times.

The vehicles must be set up in such a way that the animals cannot escape or fall out. They must also be capable of withstanding the forces of motion that occur during transport.

There must be a sufficient number of partition walls and these must be strong enough to withstand the weight of the animals. They must be set up in such a way that they can be moved quickly and easily and cannot be climbed or jumped over.

Ventilation

An appropriate and sufficient supply of fresh air must be provided for the cattle so that the animals' needs will be met with regard to the number of animal as well as the weather conditions.

Inside the loading area and on every intermediate deck, there must be enough space to ensure appropriate air circulation above the standing animals whose natural freedom of movement may not be restricted in any way.

Floor and litter

The floor must be non-slip and its surface must be designed in such a way that as little excrement and urine as possible flows out of the container.

All cattle must have a sufficient amount of litter or similar material in order to absorb their excrement.

Livestock control

Vehicles must be accessible in order to monitor the animals. Sufficient light (portable as well as permanently installed) must be available during transport for monitoring purposes.

Requirements for transporting livestock over 50 km

Vehicles in which animals are transported for more than 50 km must carry a clearly visible sign indicating that they are loaded with "live animals".

3.8.3 [K.O.] Available space during livestock transport 🔍

Animals must be given sufficient floor and standing space corresponding to their size.

During transport, each animal must have access to unrestricted space so that they can stand in their natural position and can all lie down at the same time. The space available must comply at least with the values in the following table.



Tab. 2: Space requirements for cattle during (road) transport

Category	Approximate Weight [kg]	Area [m ² /Animal]
Bred calves	50-55	0.30-0.40
Medium-weight calves	110	0.40-0.70
Heavy calves	200	0.70-0.95
Medium-size cattle	325	0.95-1.30
Fully grown cattle	550	1.30-1.60
Very large cattle	>700	>1.60

Up to 25 calves or up to six fully grown cattle if loaded crosswise or up to eight fully grown cattle transported in a group must each be separated by a partition device when transporting them by road.

Within Germany, sexually mature male cattle may only be transported in groups if the clearance height of the transport area is restricted to a maximum of 50 cm above the withers of the tallest animal during road transport.

The group size of cattle with a live weight of over 70 kg each can be exceeded by up to 20 % during transport within Germany if the animals being transported together were kept together as a group at the place of shipment for at least seven days prior to transport.

Documentation

Compliance with the space requirements (loading density) must be documented.



Delivery documents, documentation of loading density

3.8.4 Cleaning and disinfection of means of transportation

Vehicles and all equipment used during transport must be cleaned and disinfected after each trip; this must be carried out no later than 29 hours after the beginning of the transport.

Vehicles used to transport animals to livestock loading points, assembly points or abattoirs must be cleaned and disinfected before leaving any location of this kind.

Before the loading, the driver must check if the vehicle has been properly cleaned and disinfected. Only then may the transport start.

Disinfection control book (for livestock transport to abattoir)

Any driver of vehicles transporting livestock must carry a separate disinfection control book for each vehicle (that means one of the traction engine and on for the trailer) when transporting cattle to the abattoir; these books must contain the following information:

- Date of transport
- Species of animals transported
- Place and date of cleaning and disinfection of the vehicle
- Trade name of the disinfectant used



Disinfection control book



Qualitätssicherung. Vom Landwirt bis zur Ladentheke.



3.8.5 Delivery documents

When delivering livestock to the customer (rearing/fattening company, abattoir etc.), the delivery documents (delivery notes) must contain the following information concerning the identification of the animals and of the carrier (= delivering livestock owner):

- Quantity
- Type of animal
- Animal markings (ear tags)
- location number of the sender (in German VVVO) (i.e. of the livestock owning company, e.g. VVVO number)

Both the sender of the livestock and the customer must have a copy or carbon copy of the delivery document.

 Delivery documents

3.8.6 **[K.O.] Time intervals for feeding and watering as well as duration of transportation times and resting times (for livestock transport over 50 km)**

Cattle must not be transported for longer than eight hours.

But cattle can be transported for longer than eight hours as long as additional requirements concerning long transportations (⇒ Chapter 4.3 Terms and definitions) are met (see Animal Transport Regulation: **Regulation (EC) No 1/2005**).

In these cases, the intervals for feeding and watering, as well as for travelling time and rest periods are as follows:

- Calves not yet weaned and still fed with milk must be given a sufficient rest period, lasting at least one hour, when they are transported for nine hours. It is particularly important that they are able to eat and drink in this period. Following this rest period, they are then able to be transported for another nine hours.
- All other cattle must be given a sufficient rest period, lasting at least one hour, when they are transported for 14 hours. It is particularly important that they are able to eat and drink in this period. Following this rest period, they are then able to be transported for another 14 hours
- Once the maximum length of travel has expired, the animals must be unloaded, fed and watered and given a rest period of at least 24 hours.


In addition, the following requirements must be met for long transportations:

- Calves must be older than 14 days if they are not accompanied by their mothers

The feed and water must be of good quality and must be given to the animals in a way that contamination is kept to a minimum. The fact that animals initially have to get used to the way of feeding and watering must be taken into account.

Documentation

Compliance with the duration of transport and rest times must be documented.

 Records on the duration of transport and rest times, driver's log, documentation on livestock supply, delivery documents

3.8.7 Transport papers (for livestock transport over 50 km)

Any person transporting animals is obliged to carry documents (transport control book) in the transportation means, containing the following information:

- day and time when the transport started
- likely duration of the planned transport




Qualitätssicherung. Vom Landwirt bis zur Ladentheke.



- origin and owner of the livestock
- point of dispatch
- scheduled destination
- description of animals (e.g. species, type)

The data must always be entered before the transport starts.

 Transport papers, declaration of transport

3.8.8 **[K.O.] Proof of qualification for drivers/carers (for livestock transport over 65 km)**

All drivers and accompanying persons who carry out livestock transports over distances of more than 65 km must be appropriately trained or qualified and provide proof of their qualification. Road vehicles used to transport cattle may only be driven or accompanied by persons who can provide proof of their qualifications; persons who are on board as livestock care personnel must also be in possession of this proof.

The proof of qualification must be carried on board. The company must also be in possession of a copy (cf. **Livestock transport Reg.**REG (EC) No. 1/2005).

 Proof of qualification for drivers/carers

II. **VLOG-Additional Module "Ohne Gentechnik"**


The VLOG-Additional Module is published as a separate document (only available in German language).


4 Definitions

4.1 Explanation of symbols

K.O. criteria are marked **[K.O.]**.

Reference to related documents are highlighted by the use of **bold text**.

 This symbol means: A written confirmation must be provided. Next to this symbol also documents are listed that can be used as an evidence. All (also digital) control - and documentation systems which proof that the requirements are fulfilled can be used.

 This symbol means: For criteria with this symbol, the separate document *explanations to the guideline Agriculture Cattle Farming* contains interpretation aids and suggestions as of 01.01.2020. It is possible that since then explanations to further criteria have been added.

References to other sections of the Guideline are indicated by \Rightarrow .

Notes (regarding legal requirements), **suggestions** (regarding process assurance or as support for management) and **explanations** (about QS-framework, for transparency) are identified by *text in italics*. Notes, suggestions and explanations are no QS requirements, they are not controlled and they are not included in the evaluation.

4.2 Abbreviations

HIT	Origin assurance and information system for animals
K.O.	Knock out criterion



Qualitätssicherung. Vom Landwirt bis zur Ladentheke.



VO Regulation

VVVO Livestock Transport Regulation

4.3 Terms and definitions

- HACCP (Hazard analysis and critical control point)
A system which identifies, evaluates and controls risks that are significant to food safety. All individual steps of a production technique are considered and assessed in a risk-based analysis, to determine causes of potential quality deviations.
- Transportation
The entire transport process, from shipment to arrival at the destination, including unloading and housing and loading at the stopover stations.
- Agricultural primary products
In terms of the context of QS, the term agricultural primary products applies to all unprocessed crops obtained on a company (e.g. cereals, rapeseed, grass), to which only a simple external preparation was applied. With regard to crops, simple external preparation means the degree of mincing (e.g. whole grains, squashed, shredded, grounded) which were deprived of nothing but water (e.g. hay) and nothing was added. Also cleaning, drying, ensilaging (e.g. maize silage), packing, indirect drying and pressing are also included as preparation.
- Agricultural On-farm mixers
On-farm mixers are defined by QS as agricultural companies which produce feed materials components (agricultural primary products such as grains, maize, legumes, roughages and forages produced on the company, rapeseed cakes from the farm's own biodiesel production) for their own use, or which buy such primary products from other companies, or by trade, in order to produce their own company mixtures themselves or in cooperation with other livestock owners, and then use the mixtures to feed their own livestock or individually as feed material. Compound feed is not sold to any third party out of the company. The livestock owners are responsible for the components used, as well as for the proper production (i.e. according to the legal and QS-specific requirements) of the feeding mixtures.
- Long transportation
Transportation which exceeds eight hours from the movement of the first animals in the consignment.
- Silage additives – approved in acc. with Regulation EC 1831/2003 – are used in the production of primary products; they are added to feed to improve silage production (e.g. lactic acid bacteria). Documentation based on HACCP principles is not required.
- Animal/livestock transport
Every movement of animals/livestock in one or more transport vehicles and all related procedures, including loading, unloading, reloading and resting until the unloading of the animals at their final destination.
- QS Animals
QS-animals are animals, that are produced and marketed in a QS company with eligibility to deliver according to the QS scheme.

You can find a list of general terms and definitions in the **Guideline "General Requirements"** (Annex 5.1 to the Guideline "General Requirements").

5 Annexes

5.1 Residue Control Programme for Fattening Calves

Implementation of the control programme

Calves and cattle slaughtered up to a maximum age of 8 months are considered as fattening calves.

The implementation of the residue control programme for fattening calves is organised by the coordinator. He arranges the control of the calf fattening companies and the conduction and analysis of residue



samples. By 31 March each year, the coordinator sends an overview of the implementation of the control programme in the previous calendar year and the control results to the QS office.

If positive results have been measured or limits have been cut, QS and the livestock owner has to be informed immediately by the coordinator.

The residue control programme is dynamic and based on housing units. A housing unit comprises a group of up to 250 calves which have been housed within a period of up to three weeks. The age interval between the youngest and oldest calves must not exceed three weeks.

If a group of calves intended for housing is larger than 250 calves, a further housing unit (of up to 250 calves) must be created in each case.

The housing unit remains organisationally in place until the end of fattening, irrespective of where the animals are housed within the location.

5.1.1 Reporting of animal groups to the coordinator

The calf fattening owner is obliged to report the following data to the coordinator:

- Each housing of calves (as a housing unit) not later than six weeks after the animals have been housed, indicating:
 - locations number
 - ear tag number
 - date of birth
 - date of housing
- any slaughter declaration no later than three weeks before the end of the fattening period:
 - scheduled slaughter date
 - identity of the calves to be slaughtered (ear tag number)
 - outages for calf fattening, e.g. animals for beef production, dead calves

5.1.2 Sampling

The residue control programme schedules up to three samples per housing unit which can be taken at each stage of fattening. The focus of sampling should be at the end of fattening.

Samples are taken by the certification body. Sampling must take place unannounced. The livestock owner must assist the inspector in taking the samples.

- Each housing unit is sampled in the first inspection round.
- In 10 % of the housing units a second sample is taken, in 1 % a third sample is taken.

Four samples are taken per inspection: one hair sample and three urine samples. To examine the natural hormones, some of the urine samples (5 % during one year) are replaced by blood samples (see sample plan below).

The sample will be sent by the sampler.

5.1.3 Examination of samples

The samples must be tested in a test laboratory accredited according to **DIN EN ISO 17025**. All samples are analysed by LC-MS/MS method or ECLIA (only for blood samples).

The hair samples, the first and second urine samples and the blood samples are analysed in each case. The third urine sample is only analysed if the result of the first or second urine sample is questionable or positive.



Qualitätssicherung. Vom Landwirt bis zur Ladentheke.



Independently of this, in the case of positive results, a confirmatory examination by LC-MS/MS procedure in another approved laboratory must be carried out to verify the result.

The samples shall be analysed as follows:

Sample	Parameter	Further parameters
Hair sample	(A) beta agonists	
1. urine sample	(A) beta agonists as well as (B1) artificial hormones: <ul style="list-style-type: none"> ■ trenbolone ■ 19-nortestosteron ■ corticosteroid 	Examination of the blood sample (<i>instead of 5 % of the 1st urine sample</i>) on (C) natural hormones: <ul style="list-style-type: none"> ■ testosterone ■ 17-β-oestradiol
2. urine sample	(B2) artificial hormones: <ul style="list-style-type: none"> ■ stilbenes ■ ceranol ■ ethinyl estradiol 	<i>In 5 % of the 2nd urine sample examination</i> for (D) other critical substances ¹ , e.g. <ul style="list-style-type: none"> ■ chloramphenicol ■ antibiotics
3. urine sample (if necessary)	<ul style="list-style-type: none"> ■ Like the first or second urine sample 	

¹ Specification of parameters at the estimation of the coordinator

5.1.4 Certificate of conformity

If all examinations are without any results, the livestock owner receives a certificate of conformity from the coordinator for all animals examined in the housing units. This certificate confirms that the calves have passed the residue control programme without any complaints. Only calves with a certificate of conformity may be marketed as QS animals. The certificate must contain the following information:

- name of the scheme participant (fattening calve owner)
- location number (e.g. registration number according to the Livestock Traffic Ordinance)
- name of coordinator
- number of calves
- ear tag number of calves

The livestock owner must present the certificate of conformity to the slaughterhouse before slaughter and document it in the company.



Revision information version 01.01.2021

Criterion/Requirement	Revision	Date of Revision
2.1 General system requirements	Clarification: All documents and records must be kept for at least three years.	01.01.2021
2.1.1 [K.O.] General company data	Clarification: In the company sketch, all areas of the company (in particular sheds, carcass storage) must be clearly named.	01.01.2021
2.1.3 Fulfilment of initiated measures of the self-assessment	Clarification: Corrective actions including deadlines must be documented.	01.01.2021
3.1.1 Operational purchases and incoming goods	Clarification: A proof of the charging number must be kept.	01.01.2021
3.2.1 [K.O.] Monitoring and care of livestock	Clarification: The control criteria for daily visual inspection include cleanliness of coat and udder.	01.01.2021
3.2.13 [K.O.] Handling livestock during loading	Clarification: The loading of animals includes loading and unloading.	01.01.2021
3.3 Feed and feeding	Clarification: The term feed covers either compound feeds or premixes, raw materials (e.g. feed materials and agricultural primary products) and additives.	01.01.2021
3.3.1 [K.O.] Feed supply	New: All feeds must be checked for quality before use (e.g. for moisture, stocking, mould infestation, metal and plastic party, packaging material, etc.). If quality defects are found, the feed must not be fed.	01.01.2021
3.3.2 Hygiene of feeding facilities	Restructuring of the criterion Clarification: An effective pest control must be possible. Clarification: After the use of veterinary drugs, all equipment, pipes, feedinglines, shovels, etc. that have come into contact with the medicated feed or (feeding) medications must be cleaned to prevent carry-over.	01.01.2021
3.3.3 Feed storage	Restructuring of the criterion Clarification: If necessary, suitable measures to remedy defects and/or a combat must be carried out. Clarification: Finished feed must be stored separately from unprocessed raw materials.	01.01.2021
3.3.4 [K.O.] Feed procurement	New: The purchase of feed from the cooperation must be traceable and verifiable by each cooperation partner by means of delivery notes (collective delivery notes/documentation possible). Criterion 3.3.7 is checked at the producer of the feed.	01.01.2021



Criterion/Requirement	Revision	Date of Revision
3.3.6 Feed production (on-farm mixer)	<p>Adjustment of the possibility for valuation: no longer K.O. criterion</p> <p>Renaming and Restructuring of the criterion</p> <p>New: Requirements for feed production (on-farm mixer)</p> <p>New: Only feed materials listed in the "QS list of feed materials" may be used.</p>	01.01.2021
3.3.7 Feed production in cooperation	<p>New criterion: If the feeds are produced in cooperation with other livestock owners or for several companies, the delivery routes of the feeds must be traceable at all times. This does not apply to different location numbers at the same location and/or of one owner. No feed may be produced for third parties who do not belong to this group. A cooperation of livestock owners to produce feed is only allowed if the cooperating livestock farmers are QS scheme participants.</p>	01.01.2021
3.3.8 [K.O.] Use of mobile feed milling and mixing plants	<p>Moved: Before under 3.3.7 [K.O.] <i>Use of mobile feed milling and mixing plants</i></p> <p>Clarification: Also, when used in a cooperation of livestock owners for the production of feed, only service providers whose facilities are approved by QS may be used.</p>	01.01.2021
3.5.3 [K.O.] Procurement and application of medicines and vaccines	<p>Clarification: The use of antibiotics as performance enhancers or for prophylaxis is prohibited. All prescription veterinary medicines may only be used after veterinary examination within the scope of an indication and treatment. At the time of delivery, the veterinarian must document evidence of, among other things, the diagnosis, veterinary examination results and details of a therapy and immediately send it to the livestock owner.</p>	01.01.2021



Qualitätssicherung. Vom Landwirt bis zur Ladentheke.



QS Qualität und Sicherheit GmbH

Managing Director: Dr. H.-J. Nienhoff

Schedestraße 1-3
53113 Bonn

Tel +49 228 35068-0
Fax +49 228 35068-10

info@q-s.de
<http://q-s.de>

Photos: QS