

Brief instructions to check a location's eligibility of delivery in the QS Scheme

The daily updated eligibility of delivery of a location is saved in the QS database and it can be checked following different procedures.

Public scheme participant search

With the "Scheme Participant Search" button, the eligibility of delivery can be publicly checked on the web via the QS database. ¹

- Click on the "Scheme Participant Search" button

New to QS

> Initial registration

Login

User name

Password

> Login

Forgot password?

Video: [Forgot Password?](#)

Check eligibility of delivery

> Scheme Participant Search

Button "Scheme Participant Search"

- Select a stage

Stage

Feed sector

Select a stage

- Enter search criteria, if applicable

Enter search criteria

- The "eligible to deliver production scope" / "not eligible to deliver production scope" is/ are displayed.

Approved production scope	Non approved production scope	Constraint	Certification scheme
gilt and boar rearing + sow and piglets production + piglet rearing (2014)	pig production (2001)	inactive for pig production	QS

- If there is a constraint in the eligibility of delivery, the information is displayed, too.

The eligibility of delivery can be also checked through the interface "**Slaughterhouses/Scheme participant search**". You will see the eligible or not eligible to deliver production scope(s), as well as a short text regarding the existing constraint, if applicable. For more information see (in German only):

<https://www.q-s.de/qs-system/qs-datenbanken-schnittstellenbeschreibung.html>

¹ The same applies for the non-public search, which is not available for all stages.

Recipients and suppliers lists (not available for all stages)

In the menu "Master data" under the menu items "Suppliers" and "Recipients" you have the possibility, to set up a list of your individual customers/suppliers, in order to check the status of their eligibility to deliver in the QS scheme.

Master data

Menu Master data

- Log-in in the software platform

New to QS

> Initial registration

Login

User name

Password

> Login

[Forgot password?](#)

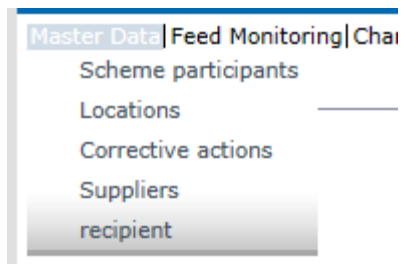
[Video: Forgot Password?](#)

Check eligibility of delivery

> Scheme Participant Search


Menu Master data

- Click on the menu item Recipient or Supplier



Menu items Recipient or Supplier

Add Recipient/Supplier

- Click on 
- **Enter** one or more **complete location numbers or QS-IDs**, to search for Recipients/Suppliers. The input of production scopes is optional.

QS-Ids
 Location numbers
 GGN / (Sub)-GLN
 Locations

Production scopes


<input checked="" type="checkbox"/>	Location number	Name	Production scope	QS-ID	Certification scheme

Add recipient/supplier



Enter location number or QS-ID




Click on 

Locations



<input checked="" type="checkbox"/>	Location number	Name	Production scope	QS-ID	Certification scheme
<input type="checkbox"/>	2760000011111199	Test Location	(2001) pig production	4048473376600	QS

Select Recipient/Supplier with

Save with 

Refresh




Select scheme participant



Save selection



Display current status of eligibility of delivery

Click on 

A list of the selected recipients and suppliers, with their current eligibility of delivery is displayed



<input type="checkbox"/>	0709798	Test	Teststr.1	53113	vfwef		mobile feed milling and mixing plant (75)
<input type="checkbox"/>	F00005863	TEST	Schedestr. 1-3	53113	Bonn		compound feed production (71)
<input type="checkbox"/>	F00000000	Teststandort QS	Schedestraße 1-3	53113	Bonn	storage and transshipment (feed) (77)	
<input type="checkbox"/>	Test-F00000000	Teststandort QS	Schedestraße 1-3	53113	Bonn		compound feed production (71)


Refresh



Note: The database checks the status of the eligibility of delivery status of these locations automatically overnight. If there are any changes, you will be automatically informed by e-mail (the e-mail is sent to the address provided for the legal representative).

Delete Recipient / Supplier

Select Recipient / Supplier with

Delete with 

Select scheme participant



Delete with



<input type="checkbox"/>	0709798	Test	Teststr.1	53113	vfwef		mobile feed milling and mixing plant (75)
<input type="checkbox"/>	F00005863	TEST	Schedestr. 1-3	53113	Bonn		compound feed production (71)
<input type="checkbox"/>	F00000000	Teststandort QS	Schedestraße 1-3	53113	Bonn	storage and transshipment (feed) (77)	
<input type="checkbox"/>	Test-F00000000	Teststandort QS	Schedestraße 1-3	53113	Bonn		compound feed production (71)



Enter several locations in the recipients or suppliers lists at the same time: upload a CSV

CSV

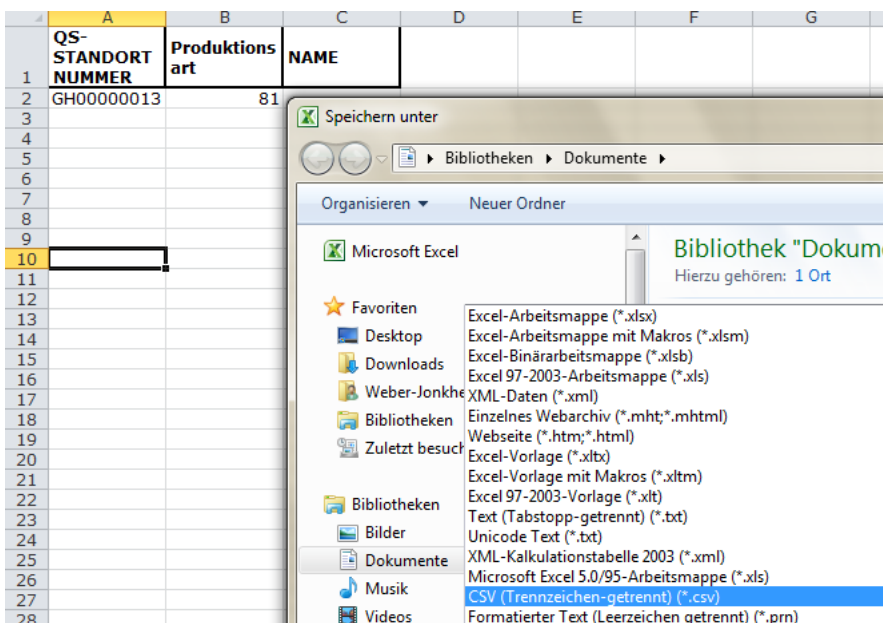
Several locations can be added **to the recipients or suppliers lists** at the same time by means of uploading a CSV file.

- Create an Excel file with the following headlines (headings must be in **German**):

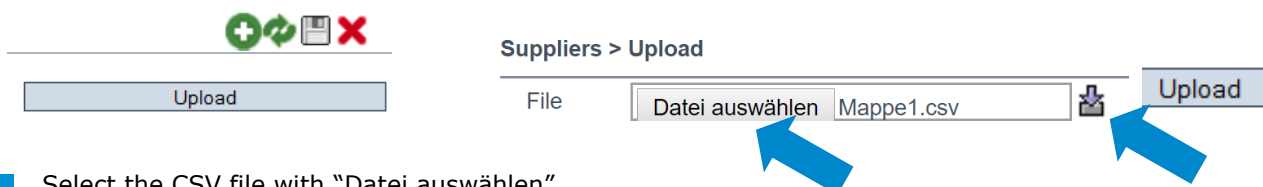
QS-STANDORTNUMMER	Produktionsart	NAME
	<i>(optional)</i>	<i>optional</i>
	<i>(optional)</i>	<i>optional</i>

- Enter location number (QS-STANDORTNUMMER) and, if necessary, the production scope (Produktionsart). Adding the location name is optional.


- Save the file with CSV format:



- Click on "Upload" in menu item Recipient or Suppliers



- Select the CSV file with "Datei auswählen"

- Upload with 

- And save with 