



Steps to become a scheme participant

Producer (fruit, vegetables, potatoes)

Step 1: Selection of the coordinator



- As a producer, you register with the QS scheme through a coordinator (e.g., producer organizations, agencies, organizations or consultancies).
- The coordinator organizes your participation and advises you on all questions concerning the QS scheme.
- A list of QS approved coordinators can be found [here](#).
- Contact a coordinator of your choice and sign the Declaration of Participation and Power of Attorney, which the coordinator will send to you.
- You have the possibility to be certified according to the **QS standard** (QS/QS-GAP) or to participate in the QS scheme with a **recognized certificate** (GLOBALG.A.P., AMAG.A.P. or Vegaplan).



Step 2: Registration

Participation via a certification according to QS-standard



QS /QS-GAP

- The coordinator registers you in the QS database and organizes the participation in the QS residue monitoring as well as the independent control (audit) of your company.
- The coordinator arranges an appointment with you and a QS approved certification body for the audit on your company.
- You have the option of having a QS audit or a QS-GAP audit performed. The certifications differ in the number of requirements and inspection systems. (The QS-GAP standard is benchmarked with GLOBALG.A.P. → with a QS-GAP certificate the requirements of both standards are fulfilled).

Step 2: Registration

Participation via a certification according to QS-standard



QS / QS-GAP

- In addition to guidelines and self-assessment checklists, numerous supporting documents are available for download on the QS homepage to help you prepare for the audit:

– <https://www.q-s.de/fruit-vegetables-potatoes/producer.html>

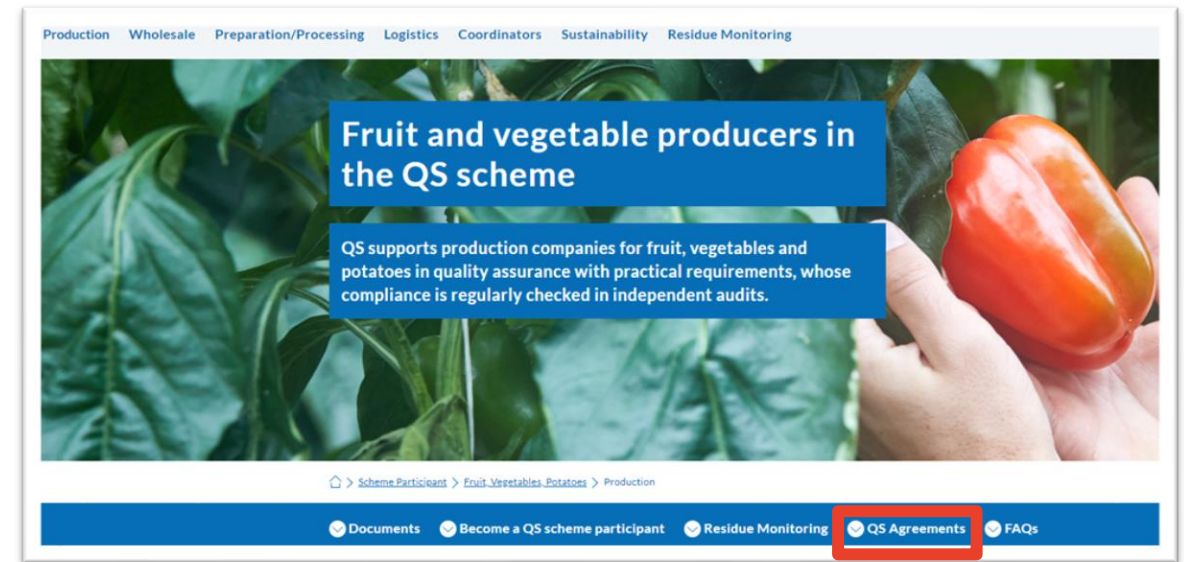


Step 2: Registration Participation via a recognized certificate



Recognized certificates

- The coordinator registers you in the QS database and organizes your participation in the QS residue monitoring. An additional audit is not required.
- You can participate in the QS scheme via a GLOBALG.A.P. Producer, AMAG.A.P. or Vegaplan certificate.
- For more information, please visit our homepage:
 - <https://www.q-s.de/fruit-vegetables-potatoes/producer.html>

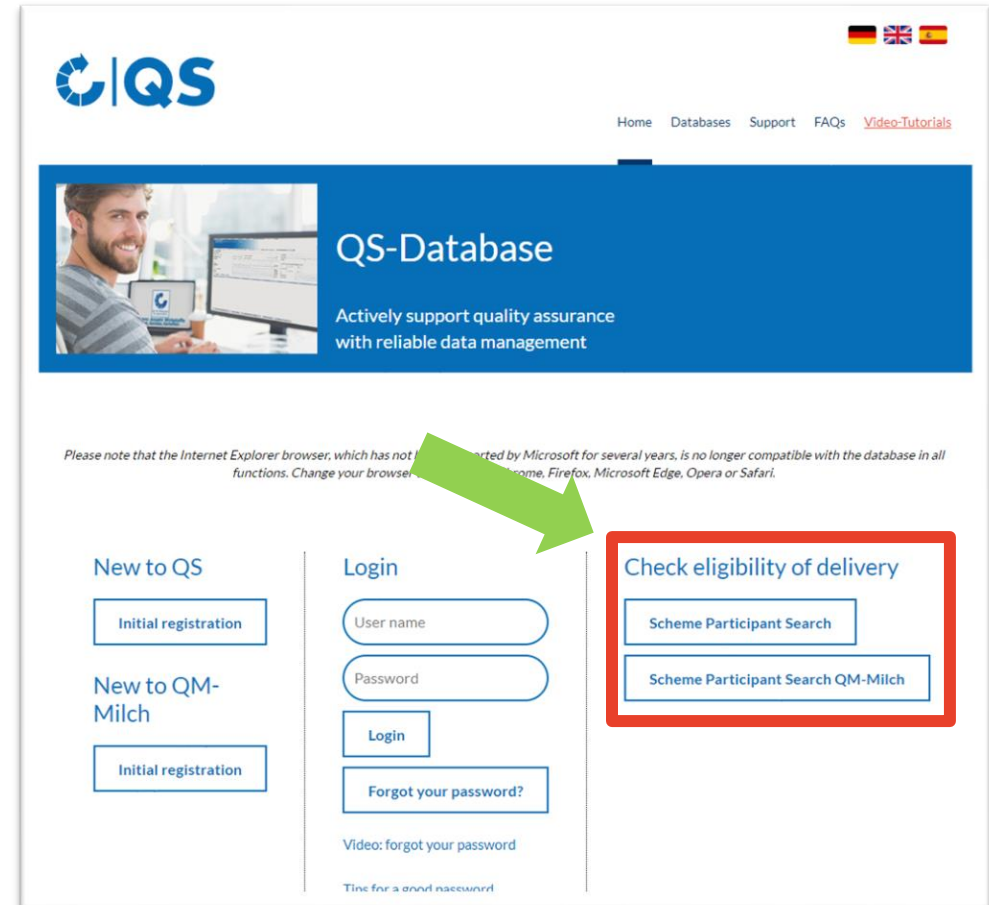


Eligibility of delivery



QS / QS-GAP Audit

- The certification body carries out the independent inspection at your company and enters the corresponding audit report into the QS database.
- If the audit is passed, your company receives the eligibility of delivery in the QS scheme with the **release** of the audit report. Your company is also displayed in the [scheme participant search](#) of the QS database as authorized to deliver.

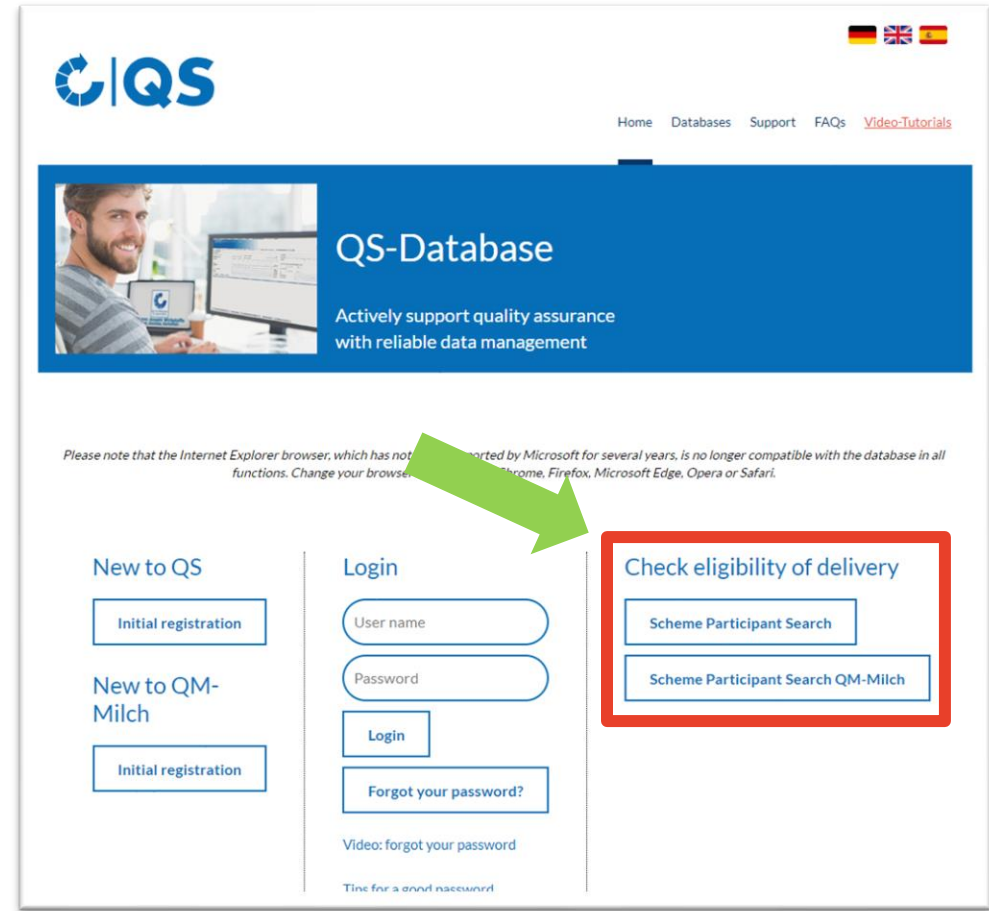


Eligibility of delivery



Recognized certificates

- Your coordinator registers you in the QS database, specifying your certificate runtime. After verification, your company receives the eligibility of delivery and appears in the [scheme participant search](#) of the QS database as authorized to deliver.



QS-Database



QS / QS-GAP

- Your coordinator will provide you with your personal login data to the QS database after registration.
- From now on, you can log into the QS-database with the QS ID and the corresponding password. This allows you to access and check your data and other information such as eligibility of delivery, samples, audit report(s) and any corrective action(s).
- Your coordinator is your direct contact for all questions concerning the QS scheme.

The screenshot shows the QS-Database website interface. At the top, there is a navigation bar with the QS logo, flags for Germany, UK, and Spain, and links for Home, Databases, Support, FAQs, and Video-Tutorials. Below the navigation bar is a blue banner with a photo of a man at a computer and the text "QS-Database" and "Actively support quality assurance with reliable data management". A green arrow points to the "Login" form, which is highlighted with a red border. The login form includes fields for "User name" and "Password", a "Login" button, and a "Forgot your password?" link. To the left of the login form are sections for "New to QS" and "New to QM-Milch", each with an "Initial registration" button. To the right is a section for "Check eligibility of delivery" with two search buttons: "Scheme Participant Search" and "Scheme Participant Search QM-Milch". A warning message at the top of the main content area states: "Please use the Internet Explorer browser, which has not been supported by Microsoft for several years, is no longer compatible with the database in all functions. Change your browser to e.g. Google Chrome, Firefox, Microsoft Edge, Opera or Safari."

If you have further questions about the individual steps, please contact the QS office or the technical support!

We will be glad to help you!



Strong partners

Hand in hand for safe food.

QS Qualität und Sicherheit GmbH, Managing Director: Dr. A. Hinrichs,
Schwertberger Straße 14, 53177 Bonn, Tel +49 228 35068-0, info@q-s.de

q-s.de