



Quality Assurance. **From farm to shop.**

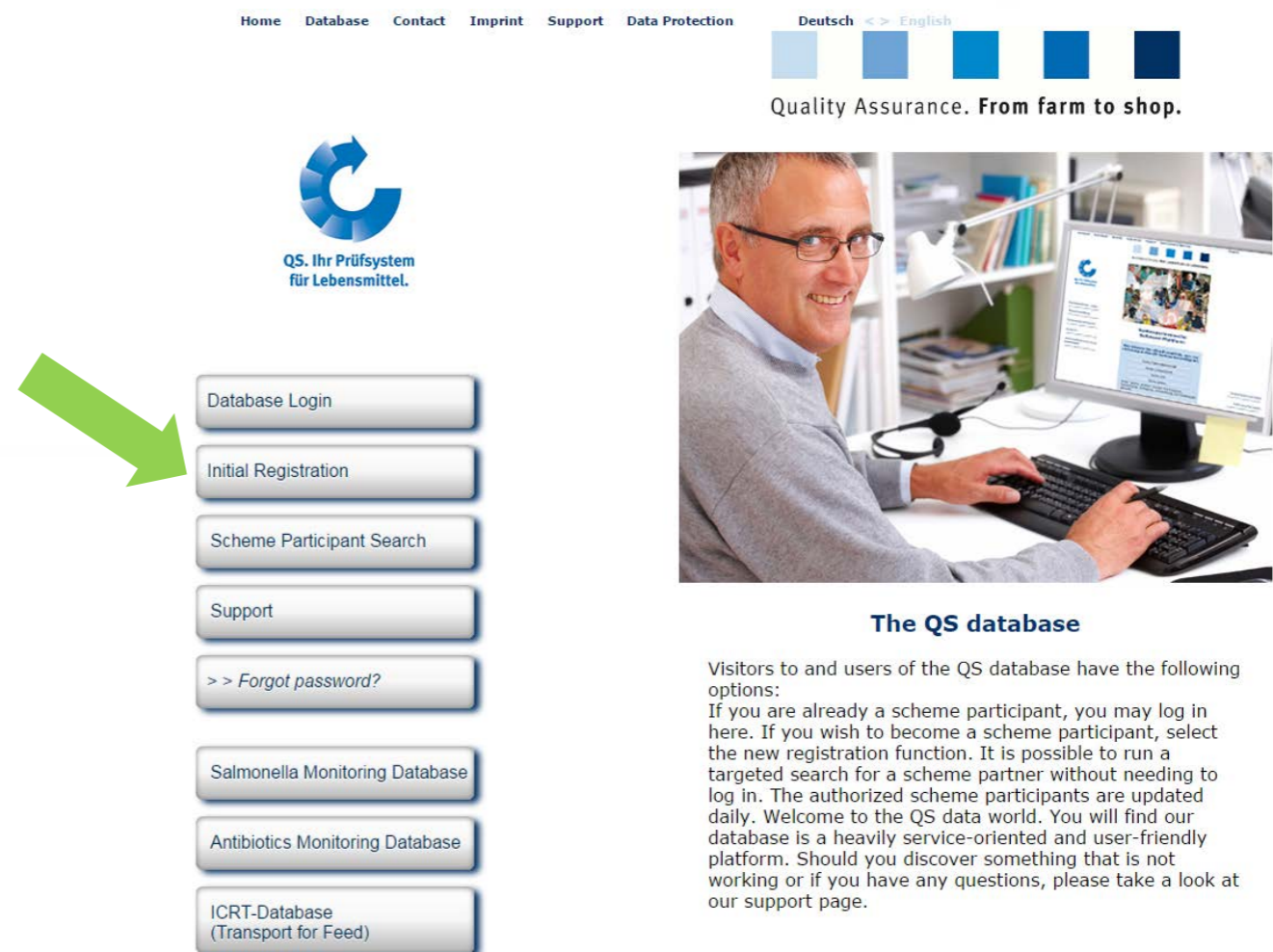
Steps to become a scheme participant

Stage Wholesale



Step 1: Registration in the database

- To become a QS scheme participant, please register in our database https://www.qs-plattform.de/index_english.html
- You will also find the database, if you click „databases“ on our website <https://www.q-s.de/en/>
- In order to start with the registration, click the button „Initial registration“.
- You receive first information about the procedure for initial registration on the opening page.
- During the registration, the menu will guide you through eight registration steps.



Home Database Contact Imprint Support Data Protection

Deutsch < > English

Quality Assurance. From farm to shop.

QS. Ihr Prüfsystem für Lebensmittel.

Database Login

Initial Registration

Scheme Participant Search

Support

> > *Forgot password?*

Salmonella Monitoring Database

Antibiotics Monitoring Database

ICRT-Database
(Transport for Feed)

The QS database

Visitors to and users of the QS database have the following options:
If you are already a scheme participant, you may log in here. If you wish to become a scheme participant, select the new registration function. It is possible to run a targeted search for a scheme partner without needing to log in. The authorized scheme participants are updated daily. Welcome to the QS data world. You will find our database is a heavily service-oriented and user-friendly platform. Should you discover something that is not working or if you have any questions, please take a look at our support page.

Step 1: Registration in the database

- After reading the information for initial registration and accepting the data privacy statement, click „next“ in order to start with the initial registration.
- In the first step you will be asked to select the stage you are applying for.
- Please choose the stage „Wholesale/Logistics fruits vegetables, potatoes“ and click „next“
- In the following steps 2 to 8 you will be asked to enter further information.
- A detailed description for the initial registration can be taken from our website: <https://www.q-s.de/qs-scheme/database-instructions.html>

Database instructions

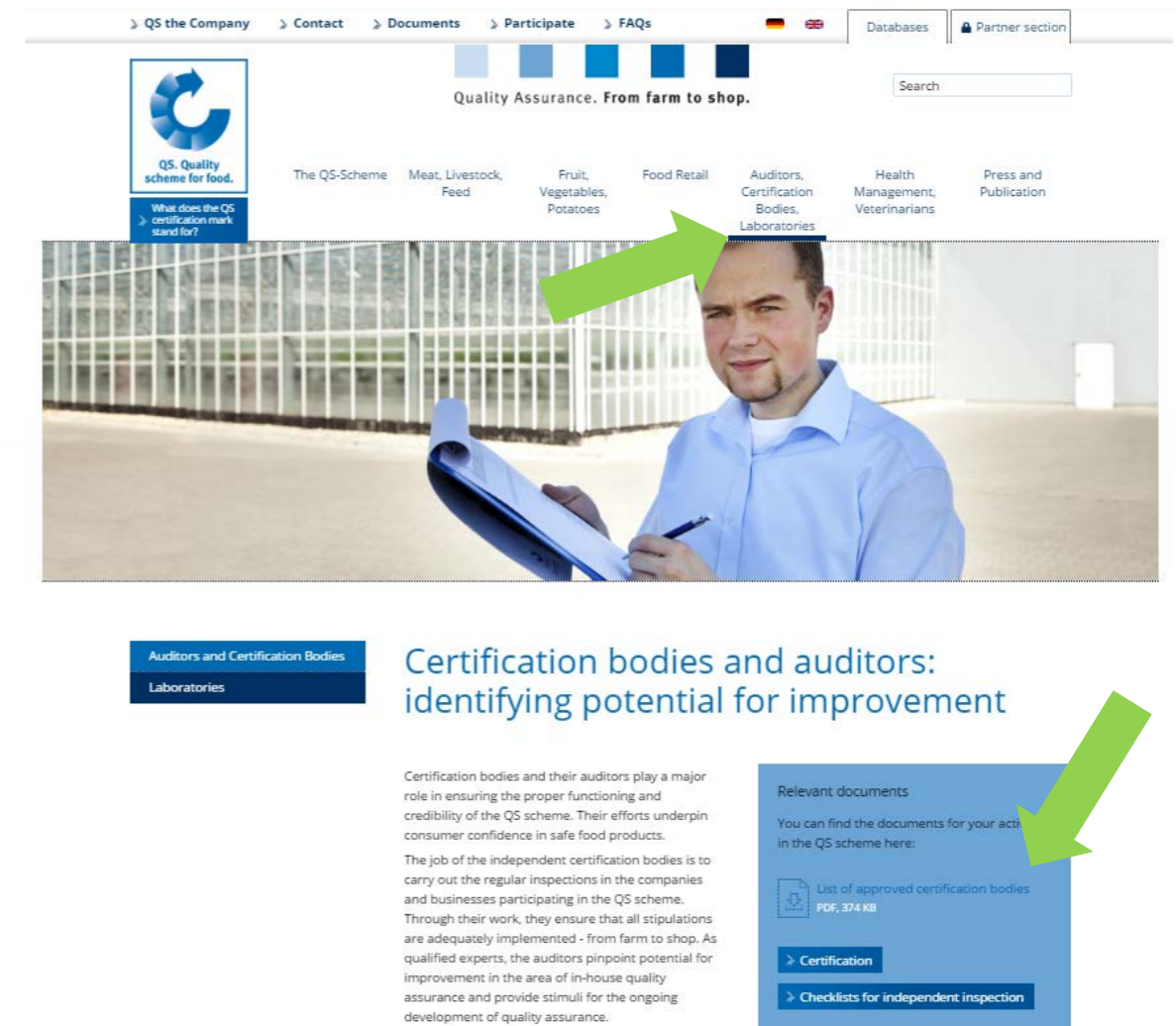


Answers to questions that are frequently asked have been collected in the [FAQs](#). In the event of technical questions, please contact us: [Your points of contact](#).

Step 1: Registration in the database

Choosing the certification body


- In addition to the company data, the data of the legal representative and the contact person and the data of at least one location of your company, you will be asked to choose the certification body that shall perform the independent control (audit) at your company.
- You can find a list of all currently approved certification bodies on our website under the menu item „ Auditors, Certification Bodies, Laboratories“
→ List of approved certification bodies (see screenshot)
- For initial registrations, we recommend to contact the certification body in advance to discuss terms and conditions for scheme participation.



The screenshot shows the QS website interface. The navigation menu includes: QS the Company, Contact, Documents, Participate, and FAQs. The main content area features a search bar and a list of categories: The QS-Scheme, Meat, Livestock, Feed, Fruit, Vegetables, Potatoes, Food Retail, Auditors, Certification Bodies, Laboratories, Health Management, Veterinarians, and Press and Publication. A green arrow points to the 'Auditors, Certification Bodies, Laboratories' category. Below the main content, there is a section titled 'Auditors and Certification Bodies Laboratories' with a sub-heading 'Certification bodies and auditors: identifying potential for improvement'. This section contains text explaining the role of certification bodies and auditors in ensuring the proper functioning and credibility of the QS scheme. A green arrow points to a 'Relevant documents' box which lists 'List of approved certification bodies PDF, 374 KB' and provides links for 'Certification' and 'Checklists for independent inspection'.

Step 2: Receiving login data

- The data you entered in your initial registration will be saved in the database and sent to the QS head office.
- After finishing the registration process, a confirmation with the login details (QS-ID and password for QS-database) will be sent to the e-mail address of your legal representative.
- With these login data (QS-ID = User-ID) you may log in into our database (click „database login“)



Home Database Contact Imprint Support Data Protection

Deutsch <> English

Quality Assurance. From farm to shop.

QS. Ihr Prüfsystem für Lebensmittel.

Database Login

Initial Registration

Scheme Participant Search

Support

>> *Forgot password?*

Salmonella Monitoring Database

Antibiotics Monitoring Database

ICRT-Database (Transport for Feed)



The QS database

Visitors to and users of the QS database have the following options:
If you are already a scheme participant, you may log in here. If you wish to become a scheme participant, select the new registration function. It is possible to run a targeted search for a scheme partner without needing to log in. The authorized scheme participants are updated daily. Welcome to the QS data world. You will find our database is a heavily service-oriented and user-friendly platform. Should you discover something that is not working or if you have any questions, please take a look at our support page.



Step 3: Contacting a certification body

- After the initial registration in our database, please contact the certification body that will conduct the audit in your company. The certification body should be chosen via the initial registration. The information about the certification body may also be changed after the initial registration.
- Maybe the certification body already contacted you, because they are informed if a scheme applicant selects them during the registration process.
- By contacting the certification body you instruct them to conduct the audit in your company.
- The certification body performs the audit on an agreed date and enters the results (audit report) in the QS database. Then, the results will be checked by another colleague of the certification body. Subsequently, the report will be released by the certification body.



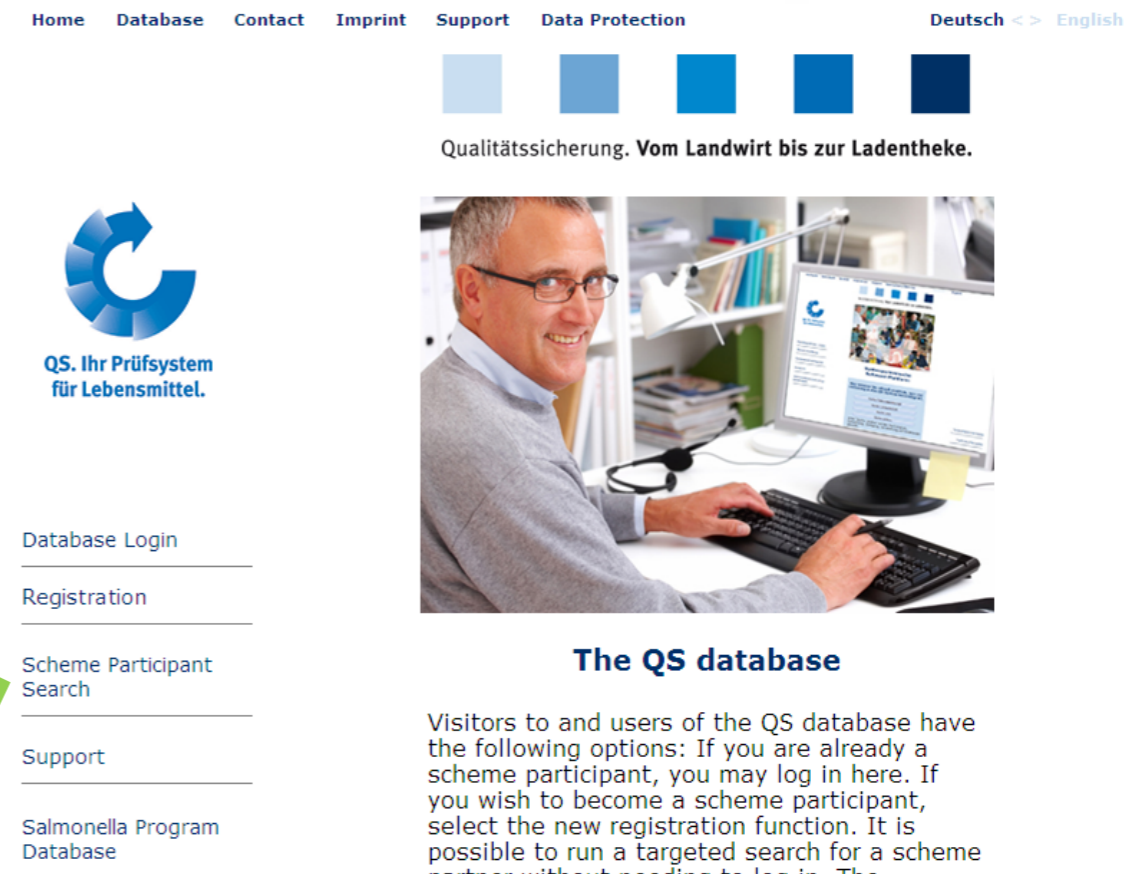
Step 4: Receiving contract documents

- As soon as the audit report is released, the QS head office will be informed automatically via the QS database.
- In order to check whether your audit report was entered into the database, log in into the database with your username and the according password.
- After the audit results are checked by QS, you will receive your scheme agreement for the stage wholesale as well as the master data sheet for your company in duplicate.
- Please sign both copies, fill out the master data sheet and send the three documents back to the QS head office.
- Both copies of the contract documents will be signed in the QS head office and one of them will be sent back to you. The master data sheet as well as the second copy of the contract documents will be kept in the QS head office.

Eligibility of delivery

- As soon as QS receives the two signed copies of the contract documents (including the master data sheet), your company will be authorized to deliver into the QS scheme. Your company will appear as an authorized company in the public scheme participant search of our database.
- You can search for authorized companies by clicking on „scheme participant search“.
- Your certification body will be informed automatically about your eligibility of delivery and can issue your QS certificate.

Please contact our head office or our support for any further questions!



Home Database Contact Imprint Support Data Protection Deutsch <> English

Qualitätssicherung. Vom Landwirt bis zur Ladentheke.

QS. Ihr Prüfsystem für Lebensmittel.

Database Login
Registration
Scheme Participant Search
Support
Salmonella Program Database

The QS database

Visitors to and users of the QS database have the following options: If you are already a scheme participant, you may log in here. If you wish to become a scheme participant, select the new registration function. It is possible to run a targeted search for a scheme partner without needing to log in. The authorized scheme participants are updated daily. Welcome to the QS data world. You will find our database is a heavily service-oriented and user-friendly platform. Should you discover something that is not working or if you have any questions, please take a look at our support page.



Quality Assurance. **From farm to shop.**

Strong Partners.

Hand in hand for safe food.

