



Qualitätssicherung. Vom Landwirt bis zur Ladentheke.

# Guideline Livestock Transport



Version: 01.01.2022  
Status: • Release



## Contents

<b>1</b>	<b>Fundamentals.....</b>	<b>3</b>
<b>1.1</b>	<b>Scope of application.....</b>	<b>3</b>
<b>1.2</b>	<b>Responsibilities .....</b>	<b>3</b>
<b>2</b>	<b>General requirements.....</b>	<b>4</b>
<b>2.1</b>	<b>General system requirements .....</b>	<b>4</b>
2.1.1	[K.O.] General company data .....	4
2.1.2	[K.O.] Implementation and documentation of self-assessment .....	4
2.1.3	Fulfilment of measures of the self-assessment.....	4
2.1.4	Incident and crisis management .....	4
<b>3</b>	<b>Requirements for the livestock transport .....</b>	<b>5</b>
<b>3.1</b>	<b>Transport vehicles and transport containers.....</b>	<b>5</b>
3.1.1	Requirements for transport vehicles and transport containers.....	5
3.1.2	Labelling means of transport and transport container .....	6
<b>3.2</b>	<b>Permission and transport planning .....</b>	<b>7</b>
3.2.1	[K.O.] Licensing of transport companies (for livestock transport over 65 km) .....	7
3.2.2	Transport planning.....	7
<b>3.3</b>	<b>Transportability and animal marking .....</b>	<b>7</b>
3.3.1	Determination of transportability and transport bans.....	7
3.3.2	Inspection of animal marking .....	8
<b>3.4</b>	<b>Transport practice .....</b>	<b>9</b>
3.4.1	Loading and unloading.....	9
3.4.2	[K.O.] Treatment of animals.....	9
3.4.3	[K.O.] Space allowances .....	11
3.4.4	[K.O.] Intervals for feeding and watering as well as duration of transportation and resting times .....	13
<b>3.5</b>	<b>Cleaning and disinfection.....</b>	<b>14</b>
3.5.1	Means of transport.....	14
3.5.2	Disinfection control book (for livestock transport to abattoir, livestock loading or collection points) .....	15
3.5.3	Dung, litter and feed remains .....	15
<b>3.6</b>	<b>Personnel .....</b>	<b>15</b>
3.6.1	[K.O.] Documentation proof of qualification (for livestock transport over 65 km) .....	15
<b>3.7</b>	<b>Documentation .....</b>	<b>15</b>
3.7.1	Shipping documents.....	15
3.7.2	Delivery papers .....	16
3.7.3	[K.O.] Documentation licensing of road transport equipment (for long transportations) .....	16
3.7.4	[K.O.] Driver's logbook (for long transportations) .....	16
3.7.5	Use of the QS certification mark for the livestock transport .....	16
<b>4</b>	<b>Definitions.....</b>	<b>17</b>
<b>4.1</b>	<b>Explanation of Symbols .....</b>	<b>17</b>
<b>4.2</b>	<b>Terms and Definitions.....</b>	<b>17</b>
	<b>Revision information version 01.01.2022.....</b>	<b>18</b>



# 1 Fundamentals

Basic information on the QS scheme such as organisation, participation conditions, use of the QS certification mark and sanction procedures can be read up in the **Guideline "General Regulations"**.

## 1.1 Scope of application

All transport companies that transport QS animals (cattle, pigs, poultry (incl. day-old chicks)) on public streets must have QS approval (in the following QS animals are understood to be animals which are produced, raised and/or marketed in a QS-certified company according to the QS scheme's requirements). Livestock owners and slaughtering companies must ensure that they only use QS-approved livestock transport companies.

- Stage Agriculture (incl. Hatcheries) – codes of production scopes
  - 52: Transport day-old chicks own vehicles
  - 53: Transport day-old chicks 1:1 contracted carriers
  - 904: Livestock transport (commercial)
- Stage Slaughtering/ Deboning – codes of production scopes
  - 36: Livestock transport Cattle/ Pigs own vehicles
  - 37: Livestock transport Poultry own vehicles
  - 38: Livestock transport Cattle/ Pigs 1:1 contracted carrier
  - 39: Livestock transport Poultry 1:1 contracted carrier

The documentation of the transport companies is subjected to regular inspections which are further supplemented by random transport inspections on site.

The requirements for livestock owners who transport their own animals are defined in the **guidelines for cattle production, pig production and poultry production/breeding poultry**. This also applies to livestock owners who transport their own animals in their own agricultural vehicles over distances of less than 50 km from their company.

Requirements that abattoirs must adhere when transporting animals are defined in the **guideline for slaughtering/deboning**.

Each livestock transport company can register in the QS scheme via a coordinator once it has signed a declaration of participation with the coordinator. The **list of approved coordinators** is published under [www.q-s.de/en/](http://www.q-s.de/en/).

Transport companies who work exclusively for a slaughtering business or a hatchery (contractually 1:1 relationship) can be registered in the QS scheme through the slaughtering business or, for the transport of chicks, through the hatchery.

## 1.2 Responsibilities

The transport company is responsible for ensuring

- compliance with requirements,
- the complete and correct documentation,
- the self-assessment,
- the adequate and timely implementation of corrective actions
- and the correct use of the QS certification mark.

The transport company must comply at all times with the requirements of the QS scheme and always be in a position to demonstrate compliance with said QS requirements.



The transport company must ensure that in addition to the requirements of this guideline and the other applicable QS requirements (e.g. general rules and regulations, guideline for certification, monitoring programs), the valid legal requirements (outside Germany comparable foreign legal rules) are satisfied in addition to the requirements of this guideline.

## 2 General requirements

### 2.1 General system requirements

In terms of due diligence and in order to fulfil the obligation to provide evidence to third parties, documents and records must be kept for at least three years, unless longer storage times are stipulated by law in individual cases.

#### 2.1.1 **[K.O.]** General company data

A company overview containing the following information must be compiled:


- Address of the company and its locations with registration number (e.g. Registration number according to the Livestock Transport Regulation (in Germany VVVO number)), QS-ID locations
- Official company signature
- Telephone and fax number, E-mail address
- Legal representative, contact person

If locations are coordinated by a coordinator, the coordinator, who is responsible for data, must be notified immediately about any changes to this data.

Furthermore, the following data must be recorded:

- Transport capacity
- Transported animal species
- For all companies that take part in the QS scheme via a coordinator: declaration of participation and power of attorney

All documentation concerning the general company data remain at the company. Existing documentation can be used (e.g. Quality management system or HACCP concept).

 Overview of the company, declarations of participation and power of attorney

#### 2.1.2 **[K.O.]** Implementation and documentation of self-assessment


Compliance with requirements is to be checked by means of a qualified self -assessment.

The implementation of the self-assessments must be documented before the initial audit and then regularly, at least once a year, based on a checklist for all relevant requirements. If non-conformities are identified, corrective actions including deadlines must be defined and documented. Existing inspection and documentation systems, which prove that the requirements are met, can be used. The self-assessment can be recorded electronically or manually.

 Self-assessment checklist

#### 2.1.3 Fulfilment of measures of the self-assessment

Non-conformities detected during the self-assessment must be corrected as quickly as possible. The implementation of corrective actions must be documented.

 Action plan self-assessment

#### 2.1.4 Incident and crisis management


QS has developed a comprehensive crisis management system that ensures the provision of active support to scheme participants in the event of an incident or crisis and which helps to avert dangers for





humans, animals and the environment, as well as property and assets and the reputation of the QS scheme as a whole. Information on critical incidents must be reported immediately to QS and – if there is a legal requirement to do so – to the responsible authorities as well.

Every transport company must have access to a paper of incident (recommendation: QS-paper of incident) in order to pass on all of the required information to specified recipients. A responsible person who can be reached in case of an incident must be nominated for the company.

 Paper of incident

### **3 Requirements for the livestock transport**

No one may transport animals or initiate their transport if this would cause injury or unnecessary suffering to the animals. The animals should be transported to their destination without delay. The well-being of the animals must be checked regularly and maintained in the appropriate manner. All livestock transport vehicles must be driven correctly and cautiously in a manner which minimises the risk of injury.

Prior to transport, all necessary measures must have been taken to fulfil the needs of the animals for transport during their transport.

If the animals get injured or ill during the transport, they must be separated from the rest of the animals and, if required, be checked and treated by the veterinarian as soon as possible. Unnecessary suffering must be avoided and, if required, the animals must be emergency slaughtered or culled.

There must be no unnecessary delay between the completion of the loading and departure.

#### **3.1 Transport vehicles and transport containers**

##### **3.1.1 Requirements for transport vehicles and transport containers**

Road vehicles must carry adequate devices for loading and unloading. The vehicles and transport containers must be in perfect technical and hygienic condition. They must be constructed, used and maintained in such a way that the injury and suffering of the animals are avoided and their safety is guaranteed. They must also be able to withstand the forces exerted by the animals. The vehicles and partitions must be in a condition which allows an effective cleaning and disinfection.

If animals are loaded onto decks on top of the other in transport vehicles, all necessary measures must be taken in order to:

- Avoid contamination of the animals on the lower level with excretions from the animals loaded on the upper level or these contaminations are kept within reasonable limits and
- ensure that ventilation is not disabled.

##### **Cattle and Pigs**

Restraining equipment may only be used if it cannot cause any pain, suffering or damage to the animals. Ropes, straps and restraining equipment must be strong enough to withstand the expected strain and designed in such a way that the animals cannot strangle or injure themselves and can be released quickly.

When handling cattle, devices to restrain the animals must be available.



## **Poultry**

When loading transport containers on top of one another, all necessary precautions must be taken to ensure that

- the stability of the transport containers is guaranteed.
- transport containers weighing more than 50 kg are fitted with a sufficient number of appropriately designed and constructed positioned and maintained securing devices with which they can be tied or locked onto the transport vehicle onto which they have been loaded. Transport containers must be fastened to the transport vehicle before transportation begins to prevent them from slipping through the motion of the transport vehicle.

## **Walls and ceilings**

The animals must be protected against bad weather, extreme temperatures and climatic fluctuations at all times.

The vehicles must be set up in such a way that the animals cannot escape or fall out. They must also be capable of withstanding the forces of motion that occur during transport.

There must be a sufficient number of partition walls and these must be strong enough to withstand the weight of the animals. When transporting cattle or pigs, they must be set up in such a way that they can be moved quickly and easily and cannot be climbed or jumped over.

## **Ventilation**

The transported animal species must have sufficient and suitable fresh air supply to suit the needs of the animals in this respect, under observance of their number as well as weather conditions.

Within the loading space and at each interim deck there must be sufficient space available for suitable air circulation above the animals in an erect position, whereby their natural freedom of movement may under no circumstances be restricted. Poultry transport containers must be positioned in such a way that their ventilation is not restricted.

## **Floors and litter**

The floor must be non-slip. The surface must be designed in such a way that as little excrement and urine flows out of the container as possible.

Cattle and pigs must always be provided with litter or similar material, depending on type and number of transported animals, transport duration and weather conditions in order to secure a degree of comfort. Excrements must be sufficiently absorbed.

## **Livestock inspection**

Vehicles and transport containers must be accessible in order to inspect the animals. A sufficient source of light must also be present for the inspection of the animals during transport. A mobile source of light may be used.

### **3.1.2 Labelling means of transport and transport container**

Vehicles in which animals are transported or vehicles with transport containers for livestock transport must have a clearly legible and clearly visible signage, indicating that they are transporting "live animals". Closed transport containers also must have a clear sign identifying the top of the container ("Up").



## 3.2 Permission and transport planning

### 3.2.1 [K.O.] Licensing of transport companies (for livestock transport over 65 km)

All transport companies that undertake transportation of more than 65 km must be licensed by the authorities (Type 1 or 2 for long transporting appropriate to **REG (EC) 1/2005**). A copy of this license must be kept in the vehicle.

Exception: No approval is required for persons who transport animals over a distance of a maximum 65 km (calculated from the place of dispatch to the place of destination).



Transport company licence

### 3.2.2 Transport planning

If the transport company (organiser) has contracted out at least one transport segment to another transport company, it must name a person responsible for the transport and ensure that information can be obtained on the planning, carrying out and conclusion of the transport at all times.

In every transport operation, organisers must ensure that the well-being of the animals is not impaired due to inadequate coordination of the various transport segments and that the weather conditions are taken into consideration.



Documentation of planning

If a transport order is handed over to an external transport service provider, the transport company must ensure that this subcontractor is also eligible to deliver for QS.

## 3.3 Transportability and animal marking

### 3.3.1 Determination of transportability and transport bans

Animals may only be released for transport and transported if they are fit to travel and they are spared any unnecessary pain and suffering. The transportability of the animals must be checked prior to loading.

**Note:** *The dispatching livestock owner as well as the transport company is responsible therefor.*

Injured animals and animals with physiological weakness or pathological conditions are deemed to be not transportable. This applies to animals that

- Are "downer animals" or can only walk with extreme pain or not at all after sideways slipping,
- Have a fractured limb or pelvis,
- Have severe haemorrhaging,
- Exhibit a severely compromised general condition (e.g. extremely emaciated animals) or
- Have visibly been suffering from persistent severe pain for a prolonged period

The transport ban applies to the following cases in particular:

- The animals are not free from pain or cannot move without assistance.
- They have a severe open wound or prolapse.
- They are pregnant females for whom 90 % or more of the expected gestation period has already passed, or who have given birth in less than seven days.
- They are new-born mammals whose umbilical wounds have not yet to fully healed.
- The animals are piglets less than three weeks old.

In general calves may only be transported once their umbilical wounds have healed completely. Calves that are less than 14 days old may not be transported within Germany. For transports that do not take place within Germany, calves that are less than 10 days old may not be transported unless the transport distance is less than 100 km.



Exceptions apply in the following cases:

- The animals are only suffering slight injuries or are only slightly ill and the transportation would not cause them any additional suffering.
- They are transported under veterinary supervision in order to receive/after receiving medical treatment or a diagnosis. However, transport in these circumstances is only permitted if the animals in question are not subjected to any unnecessary suffering or are not mistreated.
- The animals have undergone to a routine veterinary surgical procedure as part of standard farming practice, whereby the wounds must have fully healed.

Animals which are due to be transported must not be given any sedatives unless this is absolutely necessary for their well-being, and it is given only under veterinary supervision.

### 3.3.2 Inspection of animal marking

All Animals must be marked or rather identifiable. The regulations of each country apply (cf. among others **VVVO – German Livestock Movement Regulation** and EU Hygiene Package: **REG (EC) No. 852 – 853/2004** (Meat Hygiene Regulation))

#### Cattle

A transport company may only accept cattle if the animal is marked properly.

#### Pig

A transport company may only accept a pig if the animal is properly marked.

Pigs in end fattening, that are intended for direct release to the abattoir and are marked as per **Council Regulation (EC) No. 853/2004** that their company of origin can be determined directly, may be transported even after losing their ear tag (see also **Livestock Transport Order**, Viehverkehrs-verordnung).

All slaughter pigs must be uniquely marked when shipped to a abattoir (ear tag/marketing stamp) in order to identify the issuing farm. The marking/labelling must secure a unique allocation to the location number (e.g. VVVO) on the delivery note.

#### Poultry

Poultry to be transported must be clearly identified through:

- Delivery note from the hatchery/breeder/fattener
- Delivery date
- Breed
- Official license plate transport vehicle

and slaughter animals through:

- Official certification of the slaughter poultry examination
- Official license plate transport vehicle

Day-old chicks marketed by hatcheries as QS livestock must be clearly marked as such on the delivery note.



Delivery notes





## 3.4 Transport practice

### 3.4.1 Loading and unloading

#### Loading and unloading equipment on vehicle

Road vehicles must be equipped with suitable loading and unloading equipment. Loading and unloading systems, including the flooring, must be constructed, built, maintained and put to use in such a way that injuries, suffering, excitement and stress is minimised to secure the animal's safety. Surfaces must be non-slip. The equipment must be in a condition that permits proper and easy cleaning and disinfection.

Suitable equipment must be kept on hand for the loading and unloading of livestock to ensure that the animals can walk up and down without slipping or exerting themselves.

- With pigs, the angle of inclination of 20 ° (36.4 %) is not allowed to be exceeded.
- With calves, the angle of inclination of 20 ° (36.4 %) and with fully grown cattle the angle of 26 ° (48.8 %) is not allowed to be exceeded.

If the loading height is more than 50 cm or the animals are not led in individually, suitable side protection must be applied to the loading equipment to ensure that the animals cannot escape, stick out any limbs or injure themselves.

#### Platform equipment, hoisting platform and protective grids

Protective grids must be in place using platform equipment so that the animals cannot escape from the side. The platform inclination may not exceed legal specifications. If the inclination of the platform system is more than 10°, it must be equipped with fixtures such as crossbars enabling the animals to climb up and down without risk and without effort. Hoisting platforms and the upper loading surfaces must be secured with a railing, so that the animals do not fall out or escape during loading and unloading procedures.

#### Lighting

A suitable source of light must be present for loading and unloading procedures.

#### Loading and unloading during transport in transport containers

If transport containers with animals are loaded on top of each other, all required measures must be taken to

- ensure the stability of the transport containers,
- secure that ventilation is not restricted and
- secure that transport containers weighing more than 50kg are equipped with suitable and sufficiently designed positioned and maintained safety installations with which they can be fastened or wedged when the containers are loaded onto them. Transport containers must be fastened to the transport vehicle prior to transport in order to avoid any slipping once the vehicle starts to move.

### 3.4.2 [K.O.] Treatment of animals

It must be seen to that the welfare of the animals is not impaired during loading and transport (until unloading of the last animal). It is prohibited

- to hit or kick animals,
- to apply pressure to particularly sensitive parts of the body that may cause animals unnecessary pain or suffering,
- to hoist up animals with the mechanical gear fastened to their bodies,
- to tug or pull an animal at the head, ears, horns, legs, coat, feathers, wings, tails or stands or to treat them in any manner that may cause pain or suffering and
- to use any instruments with a pointed end to guide animals.



Guiding instruments such as sorting panels or guide paddles may only be used in a manner that does not harm the animals.

The use of electrical guiding instruments must be avoided. They may only be used for full-grown cattle and pigs that absolutely refuse to move in any direction and they must only be used if the animals have enough space to move forward. Only electrical shocks with a maximum duration of one second may be applied at appropriate intervals to the muscular areas on the hindquarters. This process must not be repeated if the animal does not react.

### **Poultry**

When transporting day-old chicks within one country, the sender must ensure that

- the chicks reach the livestock owner within 60 hours of hatching and that
- there is a temperature of between 25 and 30 ° in the area where the chicks congregate during transport.

### **Requirements for catching poultry**

- To avoid stress, lighting of sufficient strength should be ensured when emptying the pens.
- The use of clean protective clothing must be ensured before emptying the pens. Shoes must be cleaned and disinfected before entering and after leaving the pens. Disposable shoes can be used as an alternative.
- All persons who catch poultry must be trained in the handling of poultry. If external personnel is used, it must be ensured and documented that the crew leader has been sufficiently trained and that the catchers have received sufficient instruction on the animal-friendly handling of slaughtering poultry (e.g. catching and loading of poultry in line with animal welfare requirements) before catching begins(cf. on the basis of the checklist "Use of persons assigned to destocking").

**Note:** Crew leaders must receive repeat training every year. Evidence that training has been conducted must be presented to the livestock owner who commissioned the measures.

The catching plan should pay due consideration to the weight of the poultry and permit sufficient breaks between loading operations.

### **Separation during the loading process and transport**

The following animals must be treated separately and they must be separately transported:

- Animals of different species<sup>1</sup>
- Animals with considerable size or age differences<sup>1</sup>
- Full-grown breeding boars<sup>1</sup>
- Sexually mature male separate from female animals
- Horned animals separate from unhorned animals<sup>1</sup>
- Rivalling animals
- Tied animals separate from untied animals

---

<sup>1</sup>These regulations do not apply if the animals are reared in homogenous groups and known to each other. They also do not apply if separation would cause stress to the animals in the event the nursing females are transported with their young.



### 3.4.3 [K.O.] Space allowances

#### Cattle

##### **Loading density and group size**

Up to 25 calves or up to six fully full-grown cattle if loaded crosswise or up to eight full-grown cattle transported in a group must each be separated by a partition device when transporting them.

At transports within Germany, sexually mature male cattle may only be transported in groups if the clearance height of the transport area is restricted to a maximum of 50 cm above the withers of the tallest animal during road transport.

The group size of cattle with a live weight of over 70 kg each can be exceeded by up to 20 % during transport within Germany if the animals being transported together were kept together as a group at the place of transportation for at least seven days prior to transport.

The space available to cattle must comply with the following minimum values.

Tab. 1: Available space for cattle when transporting

Category	Approximate weight [kg]	Area [m <sup>2</sup> /animal]
Breeding calves	50-55	0.30-0.40
Medium-sized calves	110	0.40-0.70
Heavy calves	200	0.70-0.95
Medium-sized cattle	325	0.95-1.30
Full-grown cattle	550	1.30-1.60
Very large cattle	>700	>1.60

 Delivery documents

#### Pigs

##### **Loading density and group size for transport**

All pigs must be able to at least lie down and stand in a natural position.

The following animals must be separated by a sturdy partition:

- If transporting fattening pigs or breeding porkers with a live weight of up to and including 70 kg each: up to 20 fattening pigs or breeding porkers
- If transporting fattening pigs with a live weight of over 70 kg each: up to 15 fattening pigs
- Up to five sows

The group size of pigs with a live weight of over 70 kg each can be exceeded by up to 20 % during transport within Germany if the animals being transported together were kept together as a group at the place of transportation for at least seven days prior to transport.



Tab. 2: Group size for piglets when transporting by rail or road

Maximum live weight [kg/animal]	Maximum group size piglet
10	120
25	50
30	35

To comply with the **VO (EG) 1/2005** the requirements for loading density for pigs with a weight of about 100 kg must not exceed 235 kg/m<sup>2</sup> during transport (minimum requirement).

The available space for pigs for national transport has to meet at least the following values.

Tab. 3: Available space for pigs while transporting

Maximum live weight [kg/animal]	Minimum floor area [m <sup>2</sup> /animal]	Maximum live weight [kg/animal]	Minimum floor area [m <sup>2</sup> /animal]
6	0.07	50	0.30
10	0.11	60	0.35
15	0.12	70	0.37
20	0.14	80	0.40
25	0.18	90	0.43
30	0.21	100	0.45
35	0.23	110	0.50
40	0.26	120	0.55
45	0.28	over 120	0.70

## **Poultry**

### **Space allowances when transporting poultry in transport containers**

These loading densities should take into account potential deviations in relation to the weight and the size of the animals as well as their physical condition, the weather conditions and the expected transport duration of the animals.

The available space for poultry has to at least meet the following values.



Tab. 4: Loading densities when transporting poultry (without day old chicks) in transport containers

Poultry, with the exception of day-old chicks weight [up to kg per animal]	Area [cm <sup>2</sup> /kg]	Minimum high of transport container [cm]
1,0	200	23
1,3	190	23
1,6	180	23
2,0	170	23
3,0	160	23
4,0	130	25
5,0	115	25
10,0	105	30
15,0	105	35
30,0	105	40

Tab. 5: Loading density for the transport of day old chicks in transport containers

Chicks	Space per animal [cm <sup>2</sup> ]	Number of animals per container	
		At least	At most
Chickens	25	10	105
Turkeys	35	8	40

## Documentation

The compliance of the space requirements (loading density) must be documented.



Documentation of loading density

### 3.4.4 [K.O.] Intervals for feeding and watering as well as duration of transportation and resting times

While traveling longer than eight hours, the animals must be provided with suitable feed and water, in line with animal type and age and they must be able to rest. If not otherwise specified (see below), mammals and birds must at least be fed every 24 hours and given water every twelve hours. Feed and water must be of good quality and given to the animal in a manner that prevents contamination to an absolute minimum. It should be noted that the animals first have to become accustomed to this type of feeding and watering.





## **Cattle and pigs**

By principle, the transportation time for cattle and pigs may not exceed eight hours.

The maximum transportation time of eight hours may be extended for cattle and pigs if additional requirements have been fulfilled for long transportations (⇒ Chapter 5.2 Terms and Definitions). The time periods for watering and feeding as well as transportation time and resting time has to be fulfilled as follows:

- Calves that have not yet been weaned and still require milk, as well as unweaned piglets must be given a sufficient rest period lasting at least one hour if they are transported for over nine hours. It is particularly important that they are able to eat and drink in this period. Following this rest period, they can be transported for a further nine hours.
- All other cattle must receive a sufficient rest of at least one hour following if they are transported for over 14 hours. It is particularly important that they are able to eat and drink in this period. Following this rest period, they can be transported for a further 14 hours.
- Pigs can be transported for a maximum duration of 24 hours. During transport, the animals must be supplied with water at all times.
- After the fixed transportperiod, the animals must be unloaded, fed and watered and given a resting period of at least 24 hours.

In addition the following requirements for the long transportation of cattle and pigs have to be met:

- Calves must be more than 14 days old if they are not accompanied by their dam.
- Domestic pigs must weigh more than 10 kg.

## **Poultry**

Poultry must be provided with suitable feed and fresh water, unless the transportation is less than twelve hours, excluding loading and unloading times.

Day old chicks must be supplied with suitable feed and fresh water in appropriate quantities unless transport lasts for less than 24 hours, provided that the chicks are transported within 72 hours of hatching.

## **Documentation**

The compliance of transportation duration and resting times has to be documented.



Records of transportation duration and resting times, logbook, documentation of animal care

## **3.5 Cleaning and disinfection**

### **3.5.1 Means of transport**

Vehicles, transport containers and all equipment used during transport must be cleaned and disinfected after each trip; this must be carried out no later than 29 hours after the beginning of the transport.

Vehicles used to transport animals to livestock loading points, assembly points or abattoirs must be cleaned and disinfected before leaving any location of this kind.

The driver should have as little contact as possible with the agricultural company, sheds and loading ramps (black and white principle). At the same time it has to be ensured, that no unauthorised personnel accesses the driver´s cab and loading surface of the vehicle. The driver must change into clean clothes before leaving the vehicle for loading or unloading.

Before the loading the driver must check if the vehicle has been properly cleaned and disinfected.



### 3.5.2 Disinfection control book (for livestock transport to abattoir, livestock loading or collection points)

Any driver of vehicles transporting livestock must carry a separate disinfection control book for each vehicle (that means one of the traction engine and one for the trailer) when transporting animals to the abattoir, to livestock loading or collection points; these books must contain the following information:

- Date of transport
- Animal species of animal transported
- Place and day of cleaning and disinfection of vehicle
- Trade name of the disinfectant used



Disinfection control book

**Note:** The disinfection control book can be combined with the transport logbook

The transport company must keep written records of the type and usage of disinfectant.



Documentation type and usage of disinfectant

### 3.5.3 Dung, litter and feed remains

Dung, litter and feed remains that come up during loading and transport must be disposed of or treated in a manner in which all zoonotic pathogens are exterminated.

## 3.6 Personnel

### 3.6.1 [K.O.] Documentation proof of qualification (for livestock transport over 65 km)

All drivers and accompanying persons who carry out livestock transports over distances of more than 65 km must be appropriately trained or qualified and provide proof of their qualification.

Road vehicles used to transport cattle, pigs or poultry may only be driven or accompanied by persons who can provide proof of their qualifications; persons who are on board as livestock care personnel must also be in possession of this proof.

The proof of qualification must be carried on board. The company must also be in possession of a copy.



Certificate of competence driver/caregiver

Exception: No authorisation is required for persons that transport animals a distance that does not exceed the maximum of 65 km (starting at the point of dispatch to its destination).

## 3.7 Documentation

### 3.7.1 Shipping documents

Persons transporting animals are obliged to have transport papers (e.g. livestock trade- and transport control book, declaration of transport) in their vehicle containing the following information:

- Date and time of commencement of transport
- Estimated duration of scheduled transportation
- Place and day of acquisition of animals as well as name and address of the so far owner
- Date of release of animals as well as name and address of receiver
- Registration number of transport company as well as licence number of transport vehicle
- Description of animals (e.g. species)

The data have to be recorded prior to transport.



Livestock trade- and transport control book, declaration of transport



Qualitätssicherung. **Vom Landwirt bis zur Ladentheke.**




### 3.7.2 Delivery papers

For delivery to the recipient (fattening/rearing company, abattoir, etc.) the delivery papers (e.g. delivery note) must contain the following information to identify the animals and the supplier:

- Amount
- Species
- Marking of animal (ear tag, marking stamp)
- Location number (e.g. VVVO number) of livestock owner (that means the company of origin, e.g. agricultural business or hatchery)
- Location number (e.g. VVVO number) of transport company


Both the sender of the animals as well as the receiver must have a copy or a press copy of the delivery notes.

 Delivery note

**Note:** According to legal requirements, the livestock owner must create a document specifying **food chain information** (e.g. standard declaration) for slaughter animals that accompany the animals to the abattoir. The submission of the food chain information is a prerequisite for the acceptance of the animals. The registration for slaughter should be done well in advance and in coordination with the slaughterhouse.

During transport of pigs and poultry in addition a proof of origin appropriate to **REG (EG) 1337/2013** must be carried along with the animals.


Cattle may only be transported if they are accompanied by a master data sheet.

 Master data sheet

**Note:** The livestock transporter acts as the bearer of the accompanying documents.

### 3.7.3 **[K.O.] Documentation licensing of road transport equipment (for long transportations)**


All road means of transport used for long-distance transport must be licenced by the authorities. A copy of this license must accompany the transport.

 Licensing of road transport equipment

### 3.7.4 **[K.O.] Driver's logbook (for long transportations)**

For long transportations between Member States and from and to third countries as per Livestock Transport **REG (EC) No. 1/2005**, logbook requirements apply for the transport companies as well as the organizers.

The driver's log must accompany the animal transport throughout the entire duration up to the arrival at the place of destination within the Community.

 Driver's logbook for long transportations

### 3.7.5 Use of the QS certification mark for the livestock transport

The QS certification mark is a registered certification mark for products that are produced and marketed according to the scheme manual. Scheme participants are authorised to use the QS certification mark if they have been permitted to do so in a contract with QS (scheme agreement). The QS certification mark must be used in accordance with this contract or agreement and the **style guide**.

The right to use the QS certification mark is restricted to transport documents, writing paper and similar business communication materials. Displaying the mark on livestock transportation vehicles is not permitted.



Qualitätssicherung. **Vom Landwirt bis zur Ladentheke.**



The use of the QS certification mark when transporting livestock must be in accordance with the stipulations concerning the QS certification mark in the layout catalogue. The suffix "Approved Animal Transport Company" must be added to the QS certification mark.

Example for demonstration:



## 4 Definitions

### 4.1 Explanation of Symbols

K.O. criteria are marked **[K.O.]**.

Reference to related documents is highlighted by the use of **bold text**.



This symbol precedes every list of documents you are obliged to show/submit. Next to this symbol also documents are listed that can be used as evidence. All (also digital) control - and documentation systems, which prove that the requirements are fulfilled, can be used.

References to other sections of the Guideline are indicated by ⇒

Notes are identified by **Note** in italics.

### 4.2 Terms and Definitions

- Long transport  
A Transportation which exceeds the duration of 8 hours starting from the movement of the first animal.
- Transportation  
The entire transport process from dispatch to destination, including unloading, placement and loading to interim stations.
- Transport  
Each animal movement in one or more means of transport as well as any associated processes, incl. loading, unloading, transfer loading, and resting up to the unloading process and the point of destination.
- QS Animals  
QS animals are regarded as animals which are produced or marketed at a QS certified farm in accordance with QS scheme requirements.

You find a listing of general terms and definitions in the **Guideline General Requirements** (Appendix 5.1 of the Guideline General Requirements).



## Revision information version 01.01.2022

Criterion/requirement	Revision	Date of Revision
2.1.2 [K.O.] Implementation and documentation of self-assessment	<b>Moved:</b> If non-conformities are identified, corrective actions including deadlines must be defined and documented. Previously <i>2.1.3 Fulfilment of measures of the self-assessment</i> .	01.01.2022
2.1.3 Fulfilment of measures of the self-assessment	<b>Clarification:</b> The implementation of corrective actions must be documented.	01.01.2022
3.4.4 [K.O.] Intervals of feeding and watering as well as duration of transportation and resting times	<b>Cancellation</b> of the restriction "for livestock transport over 50 km".	01.01.2022
3.5.2 Disinfection control book (for livestock transport to abattoir, livestock loading or collection points)	<b>Clarification:</b> The driver of a livestock transport vehicle, when transporting animals to the abattoir, livestock loading or collection points, shall carry a disinfection control book separately for each vehicle (i.e. separately for traction engine and trailer). <b>Moved:</b> The transport company must keep written records of the type and usage of disinfectant. Previously <i>3.5.3 Surfaces, spaces and equipment</i> .	01.01.2022
3.5.3 Surfaces, spaces and equipment	<b>Cancellation</b> of the criterion and the following requirements: Loading platforms, interim waiting rooms or the marketing of animals, entry and exit paths, spaces for loading and unloading as well as the equipment used there must be cleaned and disinfected after each continuous use	01.01.2022
3.7.1 Shipping documents	<b>Cancellation</b> of the restriction "for livestock transport over 50 km".	01.01.2022





Qualitätssicherung. **Vom Landwirt bis zur Ladentheke.**



## **QS Qualität und Sicherheit GmbH**

Managing Director: Dr. A. Hinrichs

Schedestraße 1-3  
53113 Bonn

Tel +49 228 35068-0  
Fax +49 228 35068-10

[info@q-s.de](mailto:info@q-s.de)  
<http://www.q-s.de>

Photos: QS