

Guideline

Agriculture Poultry Production




Version: 01.01.2025



Contents

| | | |
|----------|---|----------|
| 1 | Fundamentals 🔍 | 4 |
| 1.1 | Scope of application | 4 |
| 1.2 | Responsibilities | 4 |
| 2 | General requirements | 5 |
| 2.1 | General system requirements | 5 |
| 2.1.1 | General company data 🔍 | 5 |
| 2.1.2 | Incident and crisis management 🔍 | 5 |
| 3 | Poultry production requirements | 6 |
| 3.1 | Traceability and labelling | 6 |
| 3.1.1 | Purchasing and incoming goods 🔍 | 6 |
| 3.1.2 | Verification of eligibility of delivery 🔍 | 6 |
| 3.1.3 | [K.O.] Marking and identification of livestock | 6 |
| 3.1.4 | [K.O.] Origin and marketing 🔍 | 7 |
| 3.1.5 | [K.O.] Stock records 🔍 | 7 |
| 3.1.6 | Livestock transport 🔍 | 7 |
| 3.2 | Animal welfare farming | 8 |
| 3.2.1 | [K.O.] Monitoring and care of livestock 🔍 | 8 |
| 3.2.2 | [K.O.] General farming requirements 🔍 | 8 |
| 3.2.3 | [K.O.] Handling sick and injured animals 🔍 | 9 |
| 3.2.4 | [K.O.] Shed floor | 9 |
| 3.2.5 | Shed and noise 🔍 | 9 |
| 3.2.6 | Lighting 🔍 | 10 |
| 3.2.7 | [K.O.] Space allowances 🔍 | 11 |
| 3.2.8 | [K.O.] Alarm system 🔍 | 11 |
| 3.2.9 | Emergency power supply 🔍 | 12 |
| 3.2.10 | Requirements on loading and unloading equipment for livestock transport | 12 |
| 3.2.11 | [K.O.] Handling livestock during loading | 12 |
| 3.2.12 | [K.O.] Proof of competence and training 🔍 | 13 |
| 3.3 | Feed and feeding 🔍 | 13 |
| 3.3.1 | [K.O.] Feed supply | 13 |
| 3.3.2 | Hygiene of feeding facilities | 14 |
| 3.3.3 | Usage and storage of feed 🔍 | 14 |
| 3.3.4 | [K.O.] Feed procurement 🔍 | 14 |
| 3.3.5 | Assignment of compound feed deliveries (bulk) to location numbers 🔍 | 15 |
| 3.3.6 | Feed production (on-farm mixer) 🔍 | 15 |
| 3.3.7 | Feed production in cooperation 🔍 | 16 |
| 3.3.8 | [K.O.] Use of service providers for feed production 🔍 | 16 |
| 3.4 | Drinking water | 16 |
| 3.4.1 | [K.O.] Water supply 🔍 | 16 |
| 3.4.2 | Hygiene of drinking facilities | 17 |
| 3.5 | Animal health/medication | 17 |
| 3.5.1 | Care contract with farm veterinarian 🔍 | 17 |
| 3.5.2 | [K.O.] Implementation of the stock care | 17 |
| 3.5.3 | [K.O.] Procurement and application of medicines and vaccines 🔍 | 18 |

| | | |
|--|---|-----------|
| 3.5.4 | [K.O.] Storage of medicines and vaccines 🔍 | 19 |
| 3.5.5 | [K.O.] Identification of treated livestock | 19 |
| 3.6 | Hygiene | 19 |
| 3.6.1 | Buildings and equipment 🔍 | 19 |
| 3.6.2 | Hygiene on the farm 🔍 | 19 |
| 3.6.3 | Handling litter and activity material | 20 |
| 3.6.4 | Carcass storage and pick-up 🔍 | 20 |
| 3.6.5 | Pest monitoring and control 🔍 | 20 |
| 3.6.6 | Cleaning and disinfection measures | 20 |
| 3.7 | Monitoring programmes 🔍 | 21 |
| 3.7.1 | [K.O.] Salmonella monitoring 🔍 | 21 |
| 3.7.2 | Salmonella monitoring: measures towards the reduction of salmonella contamination 🔍 | 21 |
| 3.7.3 | [K.O.] Monitoring of diagnostic data from slaughter | 21 |
| 3.8 | Transport of own livestock 🔍 | 22 |
| 3.8.1 | Requirements for the means of transportation | 22 |
| 3.8.2 | [K.O.] Available space during livestock transport | 22 |
| 3.8.3 | Cleaning and disinfection of means of transportation | 23 |
| 3.8.4 | Delivery documents | 23 |
| 3.8.5 | [K.O.] Time intervals for feeding and watering as well as duration of transportation and resting times (for livestock transport over 50 km) | 24 |
| 3.8.6 | Transport papers (for livestock transport over 50 km) | 24 |
| 3.8.7 | [K.O.] Proof of qualification for drivers/carers (for livestock transport over 65 km) | 24 |
| II. |  VLOG-Additional Module "Ohne Gentechnik" | 24 |
| 4 | Definitions | 25 |
| 4.1 | Explanation of Symbols | 25 |
| 4.2 | Abbreviations | 25 |
| 4.3 | Terms and Definitions | 25 |
| Revision Information Version 01.01.2025 | | 27 |

Note: This **Guideline Agriculture Poultry Production** is written in German and translated into English. In case of discrepancies between the translation and the German version, the German original is valid.

1 Fundamentals

Basic information on the QS scheme such as organisation, participation conditions, use of the QS certification mark and sanction procedures can be read in the **Guideline General Regulations**.

1.1 Scope of application

Poultry farming sector:

- Broiler production
- Turkey rearing
- Turkey production
- Peking duck rearing
- Peking duck production

Registration and participation in the QS scheme

Every livestock owner must register the company (= location = location number and production scope) in the QS scheme via a coordinator and sign a contract (declaration of participation) with the coordinator, from the moment of signing, he participates in the QS scheme.

The list of approved coordinators is published under www.q-s.de/en/.

The coordinator is the contact person in all questions about the QS scheme. He is among others responsible for:

- The registration of the livestock owner in the QS database
- The administration of the master data in the QS database
- The organisation of the audits and
- The participation in monitoring programs

Control on the company

Each company is controlled regularly. The controls (audits) are implemented by an auditor, who works for an independent certification body.

After registration in the QS scheme, an initial audit is implemented and released by the certification body. If the audit was successful, the company is mostly eligible to deliver after a couple of days and is able to market its animals in the QS scheme. The eligibility of delivery can be checked under: <https://www.q-s.de/softwareplattform/en/>.

Depending on the result of the audit (QS status I, II or III) the company will be audited on a risk-based schedule (audit interval):

| Stage | QS-Status | I | II | III |
|-----------------------------|-----------|---------|--------|----------|
| Agriculture poultry farming | | 2 years | 1 year | 6 months |

Each company selects if the regular audits will be implemented announced or unannounced. If he chooses announced regular audits, unannounced spot audits will take place occasionally, where some criteria in the shed will be checked again.

Furthermore, each company can be controlled additionally, e.g. in a random sample audit.

All details about participation and audits can be found in the **Guideline General Regulations** and in the **Guideline Certification**, which are published on the QS-Website (www.q-s.de/en/) under the link documents.

1.2 Responsibilities

The livestock owner is responsible for ensuring

- Compliance with requirements in this guideline,
- The complete and correct documentation,
- The qualified implementation of an annual self-assessment,
- The adequate and timely implementation of corrective actions

The QS criteria are based on good working practice requirements. The livestock owner must comply at all times with the requirements of the QS scheme and always be in a position to demonstrate compliance with said QS requirements. The livestock owner must ensure that in addition to the requirements of this guideline and the other applicable QS requirements (e.g. general rules and regulations, guideline for certification, monitoring programs), the valid legal requirements (outside Germany comparable foreign legal rules) are satisfied in addition to the requirements of this guideline.

Note: The separate document "**Explanations on the Guideline Agriculture Poultry Production/Breeding Poultry**" summarises interpretation aids and suggestions for criteria marked with the symbol.

2 General requirements

2.1 General system requirements

All documents and records must be kept for at least the period since the last regular audit (usually approx. two years) - unless longer storage times are stipulated by law – in line with the duty of care and proof to third parties.


2.1.1 General company data

A company overview containing the following contact/company data must be compiled:

- Address of the company and its locations (if no address is available, geodata or route directions if applicable) with official location numbers (registration number according to the Livestock Transport Regulation (in Germany VVVO number))
- Telephone number, e-mail address
- Legal representative, contact person
- Person responsible for incident and crisis management
- Capacity/operational units for livestock farming, in particular, the number of animal places (relevant for antibiotics monitoring)
- Usable shed area per shed unit
- On-farm mixers (relevant for feed monitoring): the type of feed used (e.g. grains, maize silage, rapeseed meal), the quantity of animals per unit (number of animal places used (yearly)) or the feed quantity and change of feed.

This data must be up-to-date and complete. The coordinator must therefore be informed without delay about any changes. Furthermore, a sketch of the company or a site plan must be drawn up showing all buildings, facilities and free-standing equipment used for poultry farming on the company. Permanent storage facilities must be labeled on the site plan or in the company sketch. If other resources for poultry farming are stored (if available), the storage location must be documented.

All documents concerning the general company data must be available at the company location. An up-to-date declaration of participation must be available.

 Declaration of Participation and Power of Attorney, company overview with contact/company data, company sketch or plan, location plan, documentation of equipment storage facilities

List of livestock care personnel

If more than one person is responsible for taking care of the animals, a list of the relevant livestock care personnel must be kept. This list must be made before the initial audit. It must be updated if required.

All the persons (first and last name, qualification/instruction, period of employment) who are regularly entrusted with the care of the animals (e.g. family members, permanent staff, temporary employees) must be listed.


 List of livestock care personnel

2.1.2 Incident and crisis management

The scheme participants must inform QS and their coordinators immediately via a paper of incident (recommendation: QS paper of incident – also available online) and - where a legal obligation exists - also the competent authorities about critical incidents where these are of relevance for the QS scheme.

In particular, the scheme participants must inform QS in cases in which

- Nonconformities occur in the procurement of goods, in animal production or marketing that might pose a risk to food or feed safety,
- Preliminary proceedings are initiated due to violation of regulations regarding animal welfare or of regulations to secure feed or food safety or
- Media investigations critical reports in the media, or public protests are held on issues related to feed or food safety or animal welfare.

 Paper of incident

Emergency plan

Every company must have an emergency plan. It must contain at least the following contact details:

- Contact person who is familiar with the situation at the company (e.g. family member, advisor)
- Attending veterinarian (farm veterinarian)
- Technical emergency service (e.g. electrician) for heating, ventilation and feeding systems

 Emergency plan (Recommendation: QS sample form Emergency Plan)

3 Poultry production requirements

3.1 Traceability and labelling

3.1.1 Purchasing and incoming goods

The purchase of goods and services for the poultry production, as well as the purchase of livestock (e.g. rearing animals, chicks), must be documented (date, type, quantity and supplier). The documentation (e.g. on basis of accompanying documents such as delivery notes or invoices) makes it possible to retrace purchased livestock, goods and services at any time.

This applies, among others, to

- Livestock,
- Feed (proof of the charging number),
- Animal medication,
- Cleaning agents and disinfectants
- Services (e.g. use of service providers for feed production, animal transporters)

 Accompanying documents (e.g. delivery notes) /invoices, sack tags, feed

3.1.2 Verification of eligibility of delivery

Livestock owners are obliged to purchase certain feed and feed additives, animals, or services exclusively from companies that are eligible to deliver for QS. For this purpose, the QS eligibility of delivery of the respective suppliers/service providers must be verified. At the time of delivering/service, the suppliers/service providers must be eligible to deliver for the respective production scope in the QS database.

The procedure for checking the eligibility of delivery must be comprehensible. In addition to the query in the scheme participant search, the individual recipient and supplier list in the QS database can also be used.

The verification of the eligibility of delivery is relevant for the criteria

⇒ 3.1.4 [K.O.] *Origin and marketing*

⇒ 3.1.6 *Livestock transport*

⇒ 3.3.4 [K.O.] *Feed procurement*

⇒ 3.3.8 [K.O.] *Use of service providers for feed production*

3.1.3 [K.O.] Marking and identification of livestock

All livestock must be marked/identifiable (e.g. due to German **Animal Transport Regulation** (or relevant national legislation) and **EU Hygiene Package: (EC) No. 852 – 853/2004** (Meat Hygiene Regulation)).

Flocks must be clearly identifiable, cooped poultry by:

- Delivery notes from the hatchery/turkey rearing farm (location number/company number)
- Delivery date

- Breeder flock number (in case of purchase from hatchery)
- License plates of the transportation vehicle for chicks and rearing turkey

 Accompanying documents (e.g. delivery notes) for poultry or hatchery arrivals


3.1.4 [K.O.] Origin and marketing

Only livestock from QS-certified companies with eligibility to deliver may be marketed as QS-livestock.

In the case of separated poultry fattening, fatteners must purchase their rearing fattening poultry from QS-companies. Rearing and fattening must always be carried out under QS conditions.

When animals are sold, both the sender of the animals (= livestock owner) and the customer must have evidence of the accompanying documents (e.g. loading logs, official certificates) for the animals handed over. Digital proof is also possible (e.g. extract from the database).

Existing waiting times and any foreign bodies remaining in the animal must be indicated on documents accompanying the goods (e.g. delivery notes) when they are handed over to third parties.

 Documentation of poultry movements and waiting times for poultry purchases and sales

Purchase of day-old chicks

Broiler and turkey

For raising broiler and turkey all QS- one-day old chicks must be sourced from QS-hatcheries. These must be clearly identified as QS animals on the accompanying documents.

 Accompanying documents (e.g. delivery notes) for arrivals of day-old chicks

Purchase of hatching eggs

Broiler

For the rearing of chickens, QS hatching eggs must be obtained from QS-hatcheries. These must be clearly identified as QS products in the accompanying documents.


 Accompanying documents (e.g. delivery notes) for incoming hatching eggs

3.1.5 [K.O.] Stock records

Each livestock owner must keep and store stock records. This includes e.g. shed cards, rearing protocols or the like (sample forms can be found in the supporting documents). A specific form of records (e.g. handwritten, digital) is not specified.

A shed card, rearing protocols or similar must be kept for each herd in a shed that is kept together as a group, containing the following details must be kept:

- Number of animals put in the shed and, date
- Daily losses, separated by dead and culled animals
- For the sale/marketing (including pre-destocking): Sales and date of sale


 Shed card/rearing protocols, master data sheet, records of losses, accompanying documents (e.g. delivery notes) for animal arrivals, report of slaughter results, invoices, certificates from the animal carcass disposal company etc.

3.1.6 Livestock transport

Livestock may only be transported within the QS scheme by QS-eligible livestock transport companies. These can either be QS-eligible livestock owners (transport of own animals) or commercial livestock transport companies with QS eligibility of delivery.

If a livestock owner transports his own animals (with his own or borrowed vehicles), the requirements of

⇒ Chapter 3.8 *Transport of own livestock* must be complied with.

 Accompanying transport documents (e.g. delivery note, transport consignment note)

3.2 Animal welfare farming

Transportability

Livestock may only be loaded and transported if they are fit for transportation and are spared unnecessary suffering and pain (see **Animal Transport Regulation (EC) No. 1/2005** and **Animal Welfare Transport Regulation (TierSchTrV)**). The animals' fitness for transportation must be checked before each loading.

Animals that are to be transported may not be given tranquilizers unless this is necessary for the well-being of the animals and is done under veterinary inspection.

If there is any doubt about the animal's fitness for transportation, a veterinarian must be consulted who will certify the animal's fitness for transportation in writing.

3.2.1 [K.O.] Monitoring and care of livestock

All animals must be well looked after and cared for in accordance with the good agricultural practices by persons with the necessary skills, knowledge and qualifications.

The persons caring for animals (see criterion 3.2.12 [K.O.] *Proof of competence and training*) must check the condition of Poultry at least once each morning and evening (control checks two times daily) through direct visual inspection and in case of anomalies act immediately. Dead animals must be removed immediately from the livestock area during livestock control.

The quality of litter and the functionality of the ventilation, drinking and feeding has to be checked during walkthroughs at least at a daily basis.

Chick hatching in the shed

Broiler

Non-viable chicks must be culled in a manner compatible with animal welfare. For the purposes of animal welfare and quality control, it is necessary to evaluate chicks after hatching with regard to their overall health impression.

Measures to improve foot pad health by litter quality

Broiler and turkey

In order to protect the foot pad health and to prevent diseases, measures must be taken to ensure permanently loose, dry and soft litter up to the day of exiting the shed.

3.2.2 [K.O.] General farming requirements

Each form of husbandry must be structured in such a way with regard to construction, material, technical fittings and conditions that no avoidable physical health and behavioural damage can be inflicted. Poultry may not be exposed to direct electricity at no part of the occupied area. Thereof exempted are feeding and drinking facilities, which are not covered by the definition of the occupied area.

Equipment for the illumination, ventilation and supply systems must be at least checked daily. Defects at facilities and equipment must be corrected immediately. If that is not possible, measures to protect the health and welfare of the animals must be implemented until the defects are corrected.

Peking ducks

Feathers, including down feathers, must not be removed from live animals at any time, nor must feed be forcibly administered.

Litter and manipulable material

The litter must be in such a way that the animals can pick and scrape and serve as manipulable material. It must be replenished timely. Litter must be prevented from getting crusted or moist.

Broiler and turkey

The litter must also allow the animals to take dust-baths in subareas.

Turkey

The litter must be such that the animals can dust-bathe in some areas. In addition to litter, the animals must also be offered modifiable manipulable material at the latest at the beginning of the second week of life.

Peking duck

The litter for Peking ducks must be replenished daily.

3.2.3 [K.O.] Handling sick and injured animals

Determining reasons of sick poultry

If the animals do not look healthy, have difficulties to walk, are injured or exhibit behavioural abnormalities, the livestock owner must immediately take steps to determine the cause and implement measures to rectify the problem. If necessary, the observation of the stock must be intensified. If the actions taken by the livestock owner are not effective and if necessary, a veterinarian must be consulted and, if necessary, expert advice regarding other relevant factors must be obtained. If the cause obeys to an environmental factor within the production unit which cannot be rectified immediately, it must be rectified when the shed is vacant and before the next group of animals is brought in.

If necessary, rejected, aggressive, weak, sick or injured animals must be separated (e.g. recovery bays), treated or professionally culled. Appropriate accommodation facilities for the recuperation of these animals must be available.

Where necessary, the livestock owner must inform the veterinarian immediately. In particular, he must be consulted if there are indications of the presence of a disease in the flock (e.g. if there are increased losses) or if an epidemic is suspected.

In case of increased losses, the cause must be clarified. A reference to the investigation findings must be made on the shed card. Disposals are considered to be increased when the daily loss rate in the first week of life exceeds 1.5 %.

Turkey

Injured, diseased or suffering animals must be treated without delay and with particular attention and, if necessary, housed separately from the remaining stock. For this purpose, easily accessible recovery bays must be available, which ensure that the separated animals can see fellow animals and which can be set up without delay as needed. Recovery bays must always be provided with soft litter, must be well ventilated and must be equipped with easily accessible feed trays and drinking troughs. The dividing wall between the normal shed and the recovery bay must be shed, and it must be possible to extend this bay if necessary. The livestock density in the recovery bays must not exceed a live weight of 45 kg per m² of usable shed area.

Culling


Any non-treatable animal must be stunned and killed on the company without delay in accordance with the **Regulation on the protection of animals at the time of killing (EU) No. 1099/2009** in conjunction with prevailing national regulations.

Emergency killings must be conducted in a way that spares the animals any avoidable pain, distress or suffering.

Five steps that must be observed in case of culling by the livestock owner:

- Determination if culling is necessary
- Proper anaesthesia with appropriate methods
- Control of anaesthesia (success of anaesthesia)
- Immediate killing of the anaesthetised animal (with appropriate methods)
- Control of death entry

Every livestock owner must provide evidence of a company individualised written work instructions for humane stunning and emergency killing and instruct or train its care personal accordingly.

 Company specific work instruction for stunning and emergency killing of animals, proof of training for animal handlers, date of training (e.g. as an additional note in the list of animal handlers)

3.2.4 [K.O.] Shed floor

Poultry keeping in sheds is only allowed on compacted floors, which due to their consistency can be effectively washed and disinfected.

3.2.5 Shed and noise

Shed temperature

The temperature must be adjusted depending on the age of the animal.

Broiler

Ventilation and if required heating and cooling systems must be installed and operated so that the room temperature does not exceed the outside temperature by more than 3 °C when the outside temperature is over 30 °C in the shade.

Harmful gases

The gas concentrations per cubic metre of shed air [cm³/cubic metre air], measured in each instance at the head height of the animals may not exceed the following values:

Chickens and turkeys

Ammonia level: 20 ppm may not be continuously exceeded; with chickens the carbon dioxide level must not exceed a maximum level of 3000ppm.

Noise pollution

Noise pollution from technical facilities must be kept as low as possible in areas where animals are kept. Continual and sudden noise must be avoided.

Ventilation

The functionality of the ventilation system in closed sheds must be checked regularly in a technic check, at least once a year. The technic checks must be documented in a comprehensible manner (e.g. on the shed card). Fans in open sheds must receive maintenance in a way that they may be operated at any time.

 Records of technic checks of the ventilation system for every shed unit

Broiler

Ventilation and if necessary, cooling and heating systems must be installed and operated so that

- heat stress is avoided and excess humidity is extracted,
- when the outside temperature is under 10 °C the average air humidity of 70 % in the shed is not exceeded within 48 hours and
- an air exchange of at least 4.5 m³ per hour per kg of total live weight of the broilers in the shed can be achieved.

Turkey

Ventilation systems must be designed in such a way that, with enthalpy values in the outside air of up to 67 kJ per kg of dry air, a sufficient exchange of air is guaranteed in the area where the animals are kept. The live-stock owner is obliged to find out about problematic weather conditions by referring to weather data/enthalpy values in a timely manner and to initiate suitable measures.

Peking duck


The minimum air exchange rate for forced ventilation is 4.5 m³/kg LW/h, in order to ensure sufficient air exchange even in summer.

Ventilation equipment must also be installed in open sheds in order to ensure sufficient air exchange in summer (e.g. swing ventilation, roof ridge ventilation).

3.2.6 Lighting

The intensity and duration of light must be appropriate for the animals kept in sheds.

Artificial light in sheds needs to be flicker-free, according to the veterinary specific requirements for poultry (see **German Animal Welfare and Livestock Protection Regulation (TierSchNutzTV) Art. 4 Sec 1**). To proof that the artificial light is flicker-free, a written confirmation from the electrical contractor, or a certificate or technical description of the used lamps are required.

 Lamps' certificate; confirmation provided by the manufacturer or the electrical contractor

Broiler and Turkey

Closed old sheds and sheds with natural light which use additional artificial lighting, need to have a lighting program assuring at least 20 Lux in the area where the poultries are kept, and as evenly spread as possible during

the bright phase in the poultries' active area. In new buildings (Broiler¹; Turkey²) the incidence of natural daylight must be arranged, whereby the light must fall evenly in the poultries' area; the light incident surface must be at least 3 % of the shed surface.

From the seventh day after the animals are stabled, at the latest, and up to three days before the expected final date of de-stabling (pre-destocking is excluded), a 24-hour light programme must be operated that is based on the natural day-night rhythm and ensures at least a six-hour uninterrupted dark period, whereby twilight phases are not taken into account. (see **Animal Welfare and Livestock Production Regulation**).

During the hours of darkness, an emergency light with a light intensity of up to 0.5 lux can be provided for the orientation of the animals.

Temporary restriction of the light intensity or temporary significant restriction of the incidence of natural light in the event of feather pecking and cannibalism is only permitted on veterinary indication with a corresponding recommendation for the flock concerned. The time periods of darkening (below 20 lux) must be recorded.

Periods of darkness must be recorded immediately.

 Records, veterinary indication with recommendation for the restriction of lighting (darkening)

Peking duck

A 24-hour light programme must be in operation from no later than three days after the animals are stabled, which is based on the natural day-night rhythm and ensures at least an eight-hour uninterrupted dark period, whereby twilight phases are not taken into account.

An orientation light of max. 2 lux is admissible during the dark period.

3.2.7 [K.O.] Space allowances

The livestock owner must choose the space allowances such that

- during the whole period of production every poultry has easy access to water and feed,
- the poultries can move and behave normally (e.g. dust-baths and wing-flapping),
- each poultry that wishes to move from a confined position to a free space may do so and
- it is determined on the basis of the ventilation capacity.

Broiler

With the planning of the space allowances for each shed compartment the livestock owner must ensure that the amount of 39 kg live weight per m² of usable surface is never exceeded.

As far as the average weight of the broilers is less than 1600 g, it must be ensured that during three consecutive system-feed cycles the stock density does not exceed 35 kg LW/m² on average.

Turkey

With the planning of the space allowances the livestock owner must ensure that for turkey hens the live weight of 52 kg and for turkey cocks the live weight of 58 kg per m² of usable shed's surface is not exceeded.

The parameters used to calculate these stocking densities must be plausible and verifiable for each shed compartment in order to ensure that these maximum limits are not exceeded at any time.

Peking duck

The livestock owner must plan the stock density for each shed compartment so that during rearing and in the end phase of the fattening, the limit of 20 kg LW per m² of usable surface is not exceeded.

 Slaughter result reports/slaughter statements, information on usable shed areas, shed cards


3.2.8 [K.O.] Alarm system

In sheds where ventilation is provided by an electrically operated system, there must be an alarm system set up which operates independently of the power grid and provides a warning when the main system or rather the

¹ Definition of new building: Buildings whose buildings permit was issued after the entry into force of the Animal Protection Regulation on Livestock Farming (Date: 8 October 2009).

² Buildings that were approved or put into use after 1 October 2013.

ventilation system breaks down. The alarm systems must be checked weekly in a technic check to ensure that they work properly and the technic check must be recorded.


 Records of technic check

3.2.9 Emergency power supply

An emergency power supply must be present in facilities for keeping livestock in which adequate provision of feed and water for the animals is not assured in the event of a power failure. This applies in particular to facilities with self-supply water systems. If an emergency power generator is necessary, technical conditions must exist to connect an emergency power generator.

A back-up device that ensures adequate air exchange in the event of system failure must be present in sheds in which ventilation is done via an electrical system.

Emergency power generators must be checked for proper functioning in a technic check once per week, the technic check must be recorded. In addition, these generators must be tested under work conditions for broiler and peking duck at least every six weeks, and for turkey at least every four weeks; this technic check must also be recorded.

 Records of technic checks

3.2.10 Requirements on loading and unloading equipment for livestock transport

Loading and unloading equipment must be constructed, set up, maintained and used in a way that injuries, suffer, agitation and stress during the loading is avoided or kept as low as possible, and the safety of the animals is guaranteed. The tread surface must be non-slip.

3.2.11 [K.O.] Handling livestock during loading

Persons who load animals (includes loading and unloading) must be properly trained or qualified and must not exercise any violence when loading. They must not exercise any violence when loading and must not scare unnecessarily or produce injure or harm to the animals.

It is forbidden to

- Hit or kick poultry,
- Exert pressure on particularly sensitive areas of the body which causes the animal unnecessary pain or suffering,
- Use any instruments with a pointed end to guide animals,
- Tug or pull animals by their head, plumage, wings, tail or legs.

Requirements for catching poultry

- To avoid stress, lighting of sufficient strength should be ensured when destocking.
- All persons who catch animals must be trained in the animal-friendly handling of poultry. If external personnel are used, it must be ensured and documented that the crew leader has been sufficiently trained and that the catchers have received sufficient instruction on the animal-friendly handling of slaughtering poultry during catching and loading.
- Livestock owners who use their own or external personnel to catch and load animals must ensure that these persons handle the slaughtering poultry in the appropriate, animal-friendly manner. All catchers (in-house and external) must be recorded in writing by name each time slaughter poultry are loaded; before catching slaughter poultry, each catcher must document by signature that they have been instructed by the foreman or the livestock owner in handling slaughter poultry (e.g. using the checklist '**Use of persons assigned to the stabling out/replacement**').

 Documentation of the involved catchers during destocking

Instructions for the preliminary destocking


Broiler

Doors, gates and windows in the shed must be darkened to prevent the entry of light using light filters, darkening panels or curtains. Depending on the conditions of every location, this can be achieved via strip curtains or tunnels, for example. The direct entry of sunlight must be effectively prevented. Depending on the location, the time of day and the position relative to the sun location-specific measures might be necessary coverings must be attached in such a way that the adequate supply of fresh air is assured. Ventilation short-circuits must be preferably avoided when the loading doors are opened.

Suitable devices (e.g. dividing panels) must be used to reduce to a minimum the strain on destocked animals, as well as on the animals that remain in the shed. The water supply must be ensured until just before the beginning of the destocking.

The loading doors must be closed immediately after finishing the loading process. The area in which the destocked animals were gathered must be littered again. The corresponding litter material must be kept available.

Finally, after completion of pre-destocking all the alarm devices must be activated and checked their functionality.

 Records of company individual concept for the implementation of the handling instructions

3.2.12 [K.O.] Proof of competence and training

Proof of the competence of the livestock owner must be provided in the form of

- Completed vocational training in agriculture or farming or
- Degree in the field of agronomy or veterinary medicine or
- Proof that the livestock owner has reared the poultry in question independently and without any animal welfare objections for at least three years
- Certificate on a passed examination recognised as being equivalent by the authorities
- Attainment of competence based at the participation in a course recognised by the competent body and proof of competence in the form of a passed examination


Livestock owners must prove their competence and ensure that all persons employed or occupied to care for or catch and load poultry can prove they possess up-to-date knowledge and skills in the area of animal welfare to perform their tasks and responsibilities, including the stunning and slaughtering of poultry.

 Proof of competence, training etc.

Proof of annual further training for livestock owners


Every livestock owner must participate of relevant and technically specific further trainings at least once a year. Evidence to this effect must be kept.

⇒ Chapter 2.1.1 *General company data*; List of livestock care personnel

 Proof of further training measures, e.g. certificate of participation in technical lectures

Broiler

Each livestock owner must be able to prove his competence by means of an official certificate (see **Article 4 (3) of Regulation 2007/43/EC** laying down minimum rules for the protection of chickens kept for meat production).

 Documentation (e.g. official certificate)

3.3 Feed and feeding

Note: The term *feed* covers either compound feeds or premixes, raw materials (e.g. feed materials and agricultural primary products) and additives.

3.3.1 [K.O.] Feed supply

It must be ensured, that all animals are provided with food in sufficient quantity and quality every day.

All feeds must be checked for quality before use (e.g. for moisture, stocking, mold infestation, metal and plastic party, packaging material, etc.).

If quality defects are found or if feed does not meet legal requirements, the feed must not be fed.

The equipment must be constructed and set up in such a way that the feed cannot be contaminated and conflicts between the animals can be kept to a minimum.

The following specifications of feeding facilities must be met for each shed compartment. **Broiler**

- For circular feeders at least 0.66 cm usable inner trough rim per kg LW must be available.
- For long feeders at least 1.5 cm usable inner trough rim per kg LW must be available.

A lower number of feeding facilities is only permitted if the feeding systems serve to improve the supply of the animals and an official permit has been obtained.

Turkey

In tube feeding systems with a standard dish (round troughs) diameter of approx. 30 to 50 cm, at least one dish must be available per 250 kg of live weight in the rearing phase and per 1,000 kg of live weight during the fattening phase.

- Long troughs: If long troughs are used, at least 160 cm usable inner trough rim must be available per 250 kg of live weight in the rearing phase and per 1,000 kg of live weight during the fattening phase.
- Freestanding individual automatic feeders: With individual automatic feeders with a diameter of approx. 60 cm, at least one automatic device must be available per 1,500 kg of live weight during the fattening phase.
- If only free-standing feeding troughs or bowls with a diameter of approx. 30 to 50 cm are used in the rearing phase, at least one feeding bowl per 250 kg live weight must be available.

Peking duck

The supply equipment must be installed in a way that the shed can be divided into active and resting areas. The following measurements for feed and drinking facilities must be adhered to.

The measurements of the feeding facilities are:

- Rearing phase (from 1st to 18th day after hatching): 0.8 cm usable trough rim length per kg LW
- Fattening phase (from 19th day until slaughter): 0.4 cm usable trough rim length per kg LW

3.3.2 Hygiene of feeding facilities

All plants, equipment, containers and feeding lines, feed transport boxes, equipment (e.g. shovels) and vehicles used for feeding the animals and therefore coming into contact with feed must be kept clean disinfected where necessary after cleaning.

After the use of medicines and before the use of vaccines, all equipment, pipes, feedinglines, shovels, etc. that have come into contact with the medicated feed or (feeding) medications must be cleaned to prevent carry-over.

3.3.3 Usage and storage of feed 🔍

All feed must be protected against contamination and soiling and stored carefully (clean, dry, with the use of safe construction materials and paints, protected from the weather). Measures must be taken to protect against pests, rodents, birds and domestic animals.

Feed must be stored and transported safely and separately from waste, slurry, manure and hazardous substances, seeds, medicines and chemicals.

The storage area must be cleaned and disinfected if necessary.

Storage facilities and stored feed must be regularly inspected (e.g. for cleanliness, temperature, germ or fungal infestation, pest infestation, sensory properties of the feed). If necessary, suitable measures must be taken to rectify deficiencies and/or to combat them.

Finished feed must be stored separately from unprocessed raw materials. Mixing, e.g. with feed for other animal species or of starter, fattening and final fattening feed, must be avoided, e.g. by using separate silos. The silo cells must be clearly labelled.

⇒ There are substances that must not be used, see Annex 9.4 Exclusion list (**Guideline Feed Sector**)


3.3.4 [K.O.] Feed procurement 🔍

Eligibility of delivery

Livestock owners may only purchase and utilise feeds that are certified according to QS or another recognized standard and that come from feed producers or traders with QS eligibility of delivery.

- If feed (in bulk or packed) is procured directly from producers, these producers must be listed in the QS database as "eligible to deliver".
- If feed is procured unpacked (in bulk) via traders, they must be listed in the QS database as "eligible to deliver".
- If packaged feed is purchased via traders, the trader resp. the producer must be QS-eligible to deliver; if the trader is QS-eligible to deliver, there is no need for verification of the producer. If the trader is not QS-eligible to deliver, the livestock owner must ensure that the producer of the packaged feed is QS-eligible to deliver. If a livestock owner commissions a transport company to transport unpacked feeds, the livestock owner must ensure that the transport company is QS-eligible to deliver.

- If feed is procured from a cooperation of several livestock owners, the collaboration must be contractually established within the QS scheme, and no feed may be marketed to third parties within the QS scheme who do not belong to this group. The purchase of feed from the cooperation must be traceable and verifiable by each cooperation partner by means of accompanying documents ⇒ Criterion 3.3.7 *Feed production in cooperation* is checked at the producer of the feed.

 Accompanying documents (e.g. delivery notes) or invoices, sack tags, contractual agreement on feed production


Procurement of agricultural primary products

When purchasing and transporting agricultural primary products, there are no requirements on a QS approval for suppliers at the stage agriculture resp. feed; they can e.g. be obtained directly from the agricultural producer, agricultural trade, etc. without QS-eligibility to deliver. Companies deploying those products are classified as agricultural on-farm mixers.

⇒ Chapter 3.7 *Monitoring programme*

3.3.5 Assignment of compound feed deliveries (bulk) to location numbers

When ordering compound feed (bulk), the livestock owner must state the location number (e.g. registration number) of the location to be supplied. This number must be indicated by the supplier on an accompanying document (e.g. delivery note). In the event of incorrect information, the supplier must be notified of any corrections.

 Accompanying documents of compound feed with location number; correction note

3.3.6 Feed production (on-farm mixer)

If feed is produced in own facilities for the own company or in cooperation with other livestock owners for several companies, the following requirements must be met. This applies both to the production of feed materials or compound feed (e.g. crushing of primary agricultural products, mixing or pelleting of feed) and to the supply of basic feed via feed mixers.

If feed is produced in cooperation with other livestock owners ⇒ 3.3.7 *Feed production in cooperation* also applies.

If service providers for feed production ⇒ 3.3.8 [K.O] *Use of service providers for feed production* also applies.

Feed produced in own production may not be marked with the QS certification mark or as QS products.

Feed materials in line with the QS-list

Only feed materials listed in the "**QS- list of feed materials**" may be used, see www.q-s.de/en/. Products subject to a statutory feeding ban or named in the QS exclusion list may not be used for feeding in the QS scheme.

If feeding stuffs are labelled as "non-QS goods" or "not for feed use", they may not be purchased and/or fed to QS animals.

⇒ Annex 9.4 Exclusion list (**Guideline Feed Sector**)

⇒ Annex 9.5 QS list of feed materials (**Guideline Feed Sector**)


Quality control of feed

If quality defects are found in the used feeds, the raw materials must not be used for feed production. If no maximum content of undesirable substances is exceeded, feed may be blended/diluted (see requirements of the **Feed Hygiene Regulation**). Water used in production must be suitable for animals (clean, clear and without extraneous odor).

Production and plant hygiene

All work processes in feed production must be designed to minimize hazards that may affect feed safety. Therefore, feeds must be protected against contamination and impurities, which may be caused, for example, by machine lubricants, fertilizers, pesticides, biocides, veterinary medicines and waste. The plants must be checked regularly for contamination and dust accumulation and cleaned if necessary. The penetration of pests must be avoided.

All plants and equipment used in feed production must be inspected annually and maintained or repaired as necessary. The inspection must be documented.


 Documentation for the inspection of plant and equipment (e.g. within the scope of self-assessment)

Use and documentation of additives

If feed additives (e.g. urea, vitamins, minerals, amino acids, trace elements and preservatives, such as propionic acid for the storage of moist cereals etc.) are used, exact dosage and mixing must be observed. All scales and measuring instruments used must be suitable for the scale of weights or volumes to be determined and must be checked regularly for accuracy.

If there are indications of insufficient or incorrect dosage, measures must be taken (e.g. after-treatment or mixing in of untreated feed).

The producer's recommendations for the use and dosage of feed additives must be followed.


 The use of feed additives must be documented according to HACCP principles; documentation on the use of feed additives

3.3.7 Feed production in cooperation

If multiple livestock owners or multiple locations of a livestock owner join to produce their own feed, this cooperation must be contractually fixed; it must be specified in the contract which partner produces the feed. Within the QS scheme, no feed may be produced for third parties who do not belong to this group. A cooperation of livestock owners to produce feed is only allowed if the participating livestock farmers are QS scheme participants.


If the feeds are produced in cooperation with other livestock owners or for several companies, the delivery routes of the feeds must be traceable at all times. This does not apply to different location numbers at the same location and/or of one owner. In the company where the feed is produced, the name and address of the companies supplied as well as the type and quantity delivered (and the batch, if applicable) must be documented. The supplied companies must receive delivery notes, so that the purchase of the feed is traceable there.

A cooperation of livestock owners is also possible for pure purchasing groups. The cooperation must be contractually fixed. A certification for the feed trade is not necessary in this case.

 Delivery notes, invoices, contractual agreement on feed production, documentation for traceability in case of cooperation

3.3.8 [K.O.] Use of service providers for feed production

If service providers (e.g. mobile soy toasting plants, oil presses or mobile feed milling and mixing plants) are used for the production of feed, they must be QS certified. The only exceptions to this are service providers that do not carry out more than simple external processing of feed - e.g. only mince feed, but do not mix or other-wise process it.

 This also applies to the use of external service providers in a cooperation of livestock owners for feed production. Accompanying documents (e.g. delivery notes), invoices, extract from QS database

3.4 Drinking water

3.4.1 [K.O.] Water supply

It must be ensured that all animals have access to water at all times in sufficient quantity (ad libitum) and quality (e.g. clean, unclouded, without foreign odours).

Drinking devices must allow the animals access to drinking water at all times and minimise the risk of overflowing.

The following information for drinking devices must be complied with for each stall compartment. A smaller number of drinkers is only permissible if the drinking systems serve to improve the care of the animals and official approval has been granted.

Broiler

- For round drinking troughs at least 0.66 cm (inner side) usable trough per kg LW must be available.
- For long or channel troughs at least 1.5 cm (inner side) usable trough per kg LW must be available.
- If long troughs are only usable from one side (e.g. wall standing or parietal) the double length of the long troughs is required.

- For nipple drinking troughs: max. 15 animals/nipple.

Turkey

- Line drinkers: Line drinkers with multiple nipples and cups below the nipples or drink cup must have at least one drinking unit (e.g. nipple) per 150 kg live weight during the rearing phase and one nipple per 500 kg of live weight in the fattening phase.
- Round drinkers: With individual drinkers (e.g. plasson drinkers) with a standard dish diameter of approx. 25 to 50 cm, at least one drinker must be available per 350 kg of live weight during the rearing phase and per 2,000 kg of live weight during the fattening phase.
- Long drinkers/ channel drinking troughs: If channel drinking troughs are used, at least 180 cm of usable inner rim must be available and per 350 kg of live weight during the rearing period and per 2,000 kg live weight during fattening phase.

Peking duck

The supply equipment must be installed in a way that the shed can be divided into active and resting areas. The following measurements for feed and drinking facilities must be adhered to.

In the first three days of life additional water in bell drinkers and additional feed in trays or similar must be offered.

Table 1: Measurements for drinkers [quantity and/or cm] depending on the age of the Peking ducks [days after hatching]

| Day of life | Nipple drinking trough (poultres / nipple) | Usable drinking trough rim per kg live weight |
|-------------|--|---|
| 1 – 5 | 25 | 3.3 cm |
| 6 – 18 | 15 | 1.6 cm |
| from 19 | 10 | 0.5 cm |


3.4.2 Hygiene of drinking facilities

Drinking troughs must be controlled daily and cleaned when necessary. After the use of medicines and before the use of vaccines the facilities must be cleaned sufficiently in order to avoid residues or carry-over.

3.5 Animal health/medication

3.5.1 Care contract with farm veterinarian

Every livestock owner must have his stock attended by a veterinarian in the frame of his/her own internal controls. The relationship must be agreed upon in a written contract (for minimum requirements, see sample explanatory notes or sample contract for minimum requirements, cf. www.q-s.de/en/).

 Veterinary care contract

3.5.2 [K.O.] Implementation of the stock care

The livestock owner must ensure that the agreements laid down in the veterinary care contract are complied with. The entire livestock must be inspected during the veterinary stock care. Apart from acute cases of illness, the veterinarian must visit the company before the initial audit. Stock care and its results are to be documented and verified by the veterinarian.

As far as no stock-based abnormalities are found, no further actions are necessary and a simplified documentation of findings (e.g. on the invoice) is sufficient.


When a cause for action is determined by both the veterinarian and the livestock owner, an animal health and hygiene plan must be generated for each individual farm. If necessary, an action plan must also be elaborated, outlining the individual actions to be carried out by the livestock owner and the veterinarian.

Turkey

Turkey stocks must be examined by a veterinarian at least once a month. Records on this stock care must be kept, including the veterinary assessment of the health and care condition, taking the foot pad health into account. The examination findings defined in the course of the veterinarian care or curative treatment must be given to the farm after each examination.

Broilers and peking ducks

Visits to check on the flock must take place at least once during each fattening period.

 Veterinary visit records or similar documents, action plan, vaccination plan

3.5.3 [K.O.] Procurement and application of medicines and vaccines

Procurement of medicines and vaccines

The medicines and vaccines used by the livestock owner must be correctly labelled (producer, designation, lot number, type of application, ingredients, expiry date, waiting period, among others). The livestock owner must be able to present proof for the acquisition of animal medicines at all times. This could be:

- Veterinary medicine documentation
- Receipts from the pharmacy
- Copies of prescriptions or preparation orders in the case of in-feed medicines

The documents must be filed chronologically.

QS active agent catalogue for poultry

Only drugs with active substances listed in the QS active substances catalogue for poultry may be used, see www.q-s.de/en/.

⇒ Annex 4.1 **Guideline Antibiotics Monitoring Poultry**

Proof must be on hand showing which active substances are contained in the administered drugs (e.g. pack insert, officially authorised list of veterinary administered preparations with the active substances contained therein).

Application of medicines and vaccines

The use of antibiotics as performance enhancers or for prophylaxis is prohibited. All prescription veterinary medicines may only be used after veterinary examination within the scope of an indication and treatment. When the animal is handed over, the veterinarian must document evidence of, among other things, the diagnosis, veterinary examination results and details of any therapy, and forward this information to the livestock owner without delay.

The livestock owner must chronologically document every time medication or vaccination which is administered to his animals, applicated by the veterinarian or on his own, see the **German Livestock Owner Veterinary Drug Detection Regulation** and **German Pharmaceutical Law** (the documents can also be held in electronic form, as long as the data cannot be modified).

The following information must be recorded in writing immediately after each application:

- Number, type and identity of the animals and their location (if the location is required for identifying the animals)
- Name of medicine/vaccine, number of the veterinary medicine document, date of administration
- Quantity administered, waiting period, name of person who administered the treatment

The application can be documented by the combined evidence or by a stock book.


If the livestock owner administers the medication him/herself, he/she must follow the instructions given by the veterinarian. Prescribed medicines must be used in accordance with this prescription.

The waiting periods must correspond to the specifications of the QS active agent catalogue. They must set by the veterinarian and must be complied with.

Serums, vaccines and antigens may only be administered by veterinarians.

If the veterinarian transfers the implementation of the vaccine to the livestock owner, a valid vaccination (application plan according to **German Animal Vaccine Regulation**) must be present.

All equipment used to administer medicines and/or vaccines must be clean and suitable. Only flawless injection needles may be used; bent, blunt, broken and otherwise unfit needles must be replaced and disposed of immediately.

 Receipts on purchasing and use of medicines and vaccines (veterinary medical documentation, combined receipts, receipts, prescriptions, vaccination book, vaccination plan (usage plan according to the Animal Vaccine Regulation), vaccination control book, stock book, etc.

3.5.4 [K.O.] Storage of medicines and vaccines

Medicines and vaccines must be stored in accordance with the instructions of the producer (if necessary refrigerated). They must be stored inaccessible for unauthorised persons, such as external persons and children in a clean, locked container/cabinet or inaccessible room. Medicines and vaccines must not be used anymore and must be properly disposed of once their use sell-by date has been reached. Empty containers must also be disposed of without delay (via domestic waste, unless indicated otherwise by the manufacturer).

Feed medicines must be stored in such a way that the risk of feeding to animals for which they are not intended is impossible.

3.5.5 [K.O.] Identification of treated livestock

Treated animals (individuals or groups/flocks) must be clearly identifiable for at least the duration of the waiting period.

3.6 Hygiene

3.6.1 Buildings and equipment

Sheds and adjoining rooms, outdoor areas including the loading equipment, all shed equipment and feeding systems including containers and troughs, feed transport boxes, equipment (e.g. shovels), and vehicles used for feeding animals, must enable an effective cleaning and pest control. The outdoor area of poultry sheds in front of the shed gables and other entrances and the facilities for loading (loading and unloading) animals (including floor spaces of the transport vehicles) must be shed, in a way (e.g. asphalt, concrete, pavement), that allows the maneuvering of the vehicles which load or deliver animals and ensures that an effective cleaning and disinfection takes place.

All buildings and equipment must be kept clean and in a proper condition.

The exterior facilities in the close surroundings of the poultry sheds have to be constructed in a way which provides no shelter for pests (e.g. rodents). Growth of shrubs, ground covers or bushes adjacent to the sheds is prohibited. Grass cover must be kept short.

Livestock gathering areas, loading ramps, places for loading and unloading, bays/rooms used for the screening of poultry as well as the equipment used at each of these locations must be cleaned and disinfected after every use.


3.6.2 Hygiene on the farm

Sheds must be marked with a sign stating "Livestock – Access prohibited for unauthorized persons" or similar to protect the livestock from the introduction of diseases through the entry of people. To ensure this, the signs must be attached to all possible stable entrances or, in the case of fenced-in farm units, at least to the farm gates and other access points to the fence.

Gates, doors and other entrances have to effectively prevent the entry of unauthorized persons and of animals. The doorways of the sheds must be locked during rest periods.

Sheds and other facilities used to house the animals may only be accessed by external persons with the consent of the livestock owner and only with protective clothing (disposable clothing or company-owned protective clothing) and under supervision.

External persons who have contact with the livestock must document their visit.

 Visitors' book, visiting protocol, delivery notes

The following requirements must be implemented per age group on a farm for an effective livestock housing hygiene:

- Clean working clothing

- Functional wash basins, hand cleaning agent, disposable towels or clean fabric towels
- Clean hygiene sluices must be regularly washed and disinfected
- Proper waste disposal

Every shed must be entered via a hygiene sluice. A hygiene sluice (black and white separation) which effectively separates the outdoor area from the area where the animals are kept, must be set up in the entrance area of every shed. The hygiene sluice must offer the possibility for wearing the protective clothing and boots. The contact of livestock with wild animals, in particular birds and pests, must be effectively prevented.

Hygiene during loading

Special hygiene measures must be complied with when destocking and loading animals for slaughter or transferring them to a different shed, in order to protect the animals that remain in the shed from increased germ levels. Every company must have specific instructions on what to do in these cases.

The following rules must be implemented:

- All persons involved in the loading must wear clean working clothing
- Hands and shoes must be cleaned and disinfected prior to loading
- Stocks may only be accessed via hygiene sluices
- Cleaning and disinfection of the loading equipment and transport containers used in the shed

3.6.3 Handling litter and activity material

Use and storage of litter and activity material

Litter and organic manipulable material (e.g. cereal straw, bark mulch, compost, peat, silage) and activity materials must be suitable for animals, hygienic, clean, dry and free of fungus. Bedding and activity material must be carefully stored and protected from access by wild populations. For storage, field storages are also suitable.

If mobile equipment is used for bedding, precautions must be taken to prevent the introduction of pathogens into the shed (e.g. through contamination with wild bird droppings).

It must be avoided to use bark mulch and compost due to the risk of introducing diseases (e.g. poultry flu), unless that it can be proven by means of the proper analysis that the used materials do not represent any high risk.

3.6.4 Carcass storage and pick-up

Carcass storage

Carcasses must be properly stored immediately after removal from the livestock area. They must be kept in cooled containers secured against unauthorised access. Ground cooling (pit) is permitted. In the case of passive cooling of the container, the carcass store must have a minimum depth that makes it suitable for cooling and be closable at the top. The containers used for carcass storage must be designed in a way that it is ensured that they are waterproof as well as easy to clean and to disinfect.

At least during the service period, the company (storage site and containers) must be properly cleaned and disinfected.

Storage capacities must be adequately measured.


Pick-up of carcasses

If possible, the carcass storage areas/containers for the pick-up of the carcasses must be positioned in such a way that vehicles from the carcass disposal companies do not come near to the livestock sheds. After emptying, the containers must be cleaned and disinfected as necessary.

3.6.5 Pest monitoring and control


On the entire company including the storage facilities, a pest monitoring must be carried out, e.g. with the help of monitoring points, bait points or traps.

Traps and baits must be placed in a way that other animals do not have access to them. In case of infestation, the pests must be effectively and properly combated. These control measures must be documented.

 Control protocols

3.6.6 Cleaning and disinfection measures

In between the removal of the stock and its replacement with another, the vacant shed including the facilities and equipment must be cleaned and disinfected properly. The executed actions must be documented.

 Cleaning plan and/or procedural instructions and/or records of cleaning and disinfection measures (e.g. on the shed card)

3.7 Monitoring programmes

Feed monitoring for on-farm mixing companies

Each company using primary products as feed or on-farm mixing feed on his farm or purchases already mixed feed from a cooperation is subject to the feed monitoring.

In agricultural on-farm livestock mixing companies, samples must be drawn and examined every year in accordance with the control plans for agriculture (**Guideline Feed Monitoring**) and examined.

The organisation of the feed monitoring, including the establishment of the inspection plan to control the feed, as well as the selection of the companies where the feed samples shall be drawn, is the responsibility of the coordinator and is also checked there.

Antibiotics Monitoring


Every poultry company must take part in the antibiotics monitoring programme. The requirements are defined in the **Guideline Antibiotics Monitoring Poultry**.

Antibiotics may only be prescribed by veterinarians who are registered in the antibiotics database.

Each livestock owner receives information about the therapy index via his coordinator: either by sending the information letter on a regular basis or via direct access to the antibiotics database to view his own data.

3.7.1 [K.O.] Salmonella monitoring


Every poultry fattening company must carry out an internal salmonellae monitoring. Therefore, every chick/rearing poultry delivery and every fattening period must be included in the Salmonella sampling.

 Results of salmonella tests as written or digital document

3.7.2 Salmonella monitoring: measures towards the reduction of salmonella contamination

Poultry fattening companies with a positive salmonella finding must immediately ensure that

- Suitable examinations are carried out to find the source of the salmonellae occurrence and
- Plausible measures suitable to minimize the salmonellae risk are carried out. Qualified external support is recommended. The measures introduced must be documented.


 Checklist to determine salmonella entry sources in fattening poultry stocks (e.g. QS-supporting document), records of measures in the event of positive salmonella findings

3.7.3 [K.O.] Monitoring of diagnostic data from slaughter

Livestock owners are obligated to participate at the monitoring of diagnostic data from slaughter. The key element of the monitoring of diagnostic data from slaughter is the systematic recording of indicators at both the agricultural companies that keep animals as well as at the abattoir. The indicators need to be suitable to detect where corrective actions need to be taken to improve the animal welfare. These indicators include at least:

- Mortality in the shed
- Changes in the foot pads or in the foot paddle (monitoring is performed in the abattoir)
- Losses due to transport (monitoring is performed in the abattoir)
- Main rejection grounds (monitoring is performed in the abattoir)

With the binding participation of poultry fattening companies at the monitoring of diagnostic data from slaughter, the results of the systematic recording of indicators and the therefrom derived corrective actions (e.g. change of parameters) must be documented.

 Documentation of participation at the monitoring of diagnostic data from slaughter (or similar program abroad), results of recorded indicators (information letter or direct access to the diagnostic data database (Vetproof)); if necessary, measures to improve animal welfare

3.8 Transport of own livestock

Livestock owners must comply with the following requirements when transporting own livestock with own (or borrowed) vehicles, regardless of whether it is transported within the company, to other companies or e.g. to abattoirs.

Requirements for transporting own livestock with own vehicles

It must be ensured that the well-being of the animals is not impaired during the entire loading and transport process (up to unloading of the last animal).

All the animal transportation vehicles must be driven in a suitable and anticipatory manner which minimizes the risk of injury.

If the animals get injured or ill during the transport, they must be separated from the rest of the animals and, if required, be checked and treated by a veterinarian as soon as possible. Unnecessary suffering must be avoided and, if required, the animals must be emergency slaughtered or culled.

The animals should be transported to their destination without delay.

3.8.1 Requirements for the means of transportation

The vehicles, transport containers and, where applicable, partition walls, must be in flawless technical, clean and hygienic condition.

They must be constructed, used and maintained in such a way that the animals do not have to suffer any pain or injury and their safety is guaranteed. They must also be able to withstand the forces exerted by the animals. The vehicles, transport containers and partitions must be in a condition which allows for effective and easy cleaning and disinfection.

While loading the transport containers on top of each other, all required arrangements must be met in order to:

- Avoid contamination of the animals on the lower level with excretions from the animals loaded on the upper level
- Ensure the stability of the transport containers
- Ensure that the ventilation is not disabled

Walls and roof

The animals must be protected against bad weather (e.g. hail, heavy rain, snow) and extreme temperatures at all times. The transport containers must be designed in such a way that the animals do not escape or fall out and are capable of withstanding the forces of motion that occur during transport.

Ventilation

Poultry shall be provided with an adequate and sufficient supply of fresh air, taking full account of their needs in relation to their number and the weather. Within the transport containers, there shall be sufficient space to ensure adequate air circulation above the animals.

Livestock control

Vehicles with transport containers must be accessible in order to monitor the animals. During transport sufficient light (portable as well as permanently installed) must be provided for monitoring purposes.

3.8.2 [K.O.] Available space during livestock transport

Transport in transport containers

The following minimum floor surface must be guaranteed (Tab. 2). Deviations to these loading densities are possible according to the weight and size of the poultries, as well as their physical constitution, weather conditions and the estimated duration of transport.

Table 2: Loading density (excluding day-old chicks) during transport in containers

| Poultry Live weight [up to _ kg per poultry] | Surface [cm ² /kg LW] | Minimum height of transport container [cm] |
|--|----------------------------------|--|
| 1.0 | 200 | 23 |
| 1.3 | 190 | 23 |

| Poultry Live weight [up to _ kg per poultry] | Surface [cm ² /kg LW] | Minimum height of transport container [cm] |
|--|----------------------------------|--|
| 1.6 | 180 | 23 |
| 2.0 | 170 | 23 |
| 3.0 | 160 | 23 |
| 4.0 | 130 | 25 |
| 5.0 | 115 | 25 |
| 10.0 | 105 | 30 |
| 15.0 | 105 | 35 |
| 30.0 | 105 | 40 |

Compliance with the space requirements (loading density) must be documented.

 Delivery documents, documentation of loading density


3.8.3 Cleaning and disinfection of means of transportation

Vehicles used to transport poultry to abattoirs must be cleaned and disinfected before leaving locations of this kind.

Disinfection control book (for livestock transport to abattoir)

Any driver of vehicles transporting livestock must carry a separate disinfection control book for each vehicle (that means one for the traction engine and one for the trailer/container) when transporting poultry to the abattoir. These books must contain the following information:

- Date of transport
- Animal species transported
- Place and date for the cleaning and disinfection of the vehicle
- Trade name of the disinfectant used


 Disinfection control book

3.8.4 Delivery documents

When delivering livestock to the customer (rearing/fattening company, abattoir etc.), the delivery documents (delivery notes) must contain the following information concerning the identification of the animals and the transporter (= delivering livestock owner):

- Quantity
- Type of animal
- Proper identification of the herd/flock
- Location number of the sender (i.e. of the livestock owner, e.g. VVVO number)

Both the sender of the livestock and the customer must have a copy or carbon copy of the delivery document.


 Delivery documents

3.8.5 [K.O.] Time intervals for feeding and watering as well as duration of transportation and resting times (for livestock transport over 50 km)

During transport, the animals must be provided with food and water at appropriate intervals, depending on their species and age, and they must be able to rest. Unless otherwise stipulated (see notes below), poultry must be fed at least every 24 hours and watered at least every twelve hours (excluding loading and unloading time). Appropriate feed and drinking water must be provided in adequate quantities and of good quality, and must be given to the animals in such a way that contamination is kept to a minimum.

Documentation

The duration of transport and rest times must be documented.


 Records on the duration of transport and rest times, driver's log, documentation on livestock supply, delivery documents

3.8.6 Transport papers (for livestock transport over 50 km)

Any person transporting animals is obliged to carry documents in the vehicle (transport control book) containing the following information:

- day and time when the transport started
- likely duration of the planned transport
- origin and owner of the animals
- point of dispatch
- scheduled destination
- description of animals (e.g. species, type)

The data must always be entered before the transport starts.

 Transport papers, declaration of transport

3.8.7 [K.O.] Proof of qualification for drivers/carers (for livestock transport over 65 km)

All persons handling the animals during loading and discharging and during the actual transport must be appropriately trained or qualified and hold a qualification certificate. This applies to both drivers and animal handlers. The proof of qualification must be carried on board. The company must also be in possession of a copy (cf. **Livestock transport regulation Reg. (EC) No. 1/2005**).

 Proof of qualification for drivers/carers

II. VLOG-Additional Module "Ohne Gentechnik"


The VLOG-Additional Module is published in a separate document (only available in German language).


4 Definitions

4.1 Explanation of Symbols

K.O. criteria are marked **[K.O.]**.

References to related documents are highlighted by the use of **bold text**.

 This symbol means: A written confirmation must be provided. Next to this symbol also documents are listed that can be used as evidence. All (also digital) control – and documentation systems, which proof that the requirements are fulfilled, can be used.

 This symbol means: For criteria with this symbol, the separate document **Explanations to the Guideline Agriculture Poultry Production/Breeding Poultry** contains interpretation aids and suggestions. It is possible that since then explanations to further criteria have been added.

References to other sections of the Guideline are indicated by \Rightarrow .

Notes are identified by **Note** *in italics*. They are not quality assurance requirements, are not checked and are not included in the evaluation.

4.2 Abbreviations

K.O. Knock out criterion

KJ Kilojoule

ppm parts per million

LW Live weight

ppm Parts per million, unit for measuring concentration

VO Regulation in the sense of a binding legal form

VWVO Ordinance on protection against the spread of animal diseases through livestock trading (German Livestock Transport Regulation - ViehVerkV)

4.3 Terms and Definitions

- HACCP (Hazard Analysis and Critical Control Point)

A system that identifies, evaluates and controls risks that are of significance to food safety. To do so, all of the individual stages of a production process are observed and evaluated in line with a risk-based analysis in order to establish the cause of possible quality deviations.

- Transportation

The entire transportation process, from shipment to arrival at the destination, including unloading and housing and loading at the stopover stations. HACCP (Hazard Analysis and Critical Control Point)

A system which identifies, evaluates and controls risks that are significant to food safety. For this purpose, all individual steps of a production process are considered and evaluated according to a risk-oriented analysis in order to determine the causes of possible quality deviations.

- Long Transport

Transportation which exceeds eight hours from the movement of the first animals in the consignment.

- Silage additives – approved in accordance with Regulation EC 1831/2003 – are used in the production of primary products; they are added to feed to improve silage production (e.g. lactic acid bacteria). Documentation based on HACCP principles is not required.
- Animal/livestock transport

Every movement of animals/livestock in one or more transport vehicles and all related procedures, including loading, unloading, reloading and resting until the unloading of the animals at their final destination.

- QS Animals

QS-animals are animals, that are produced and marketed in a QS company with eligibility to deliver according to the QS scheme.

You can find a list of general terms and definitions in the **Guideline *General Requirements***.

Revision Information Version 01.01.2025

| Criterion | Changes | Date of change |
|---|--|----------------|
| 1.2 Responsibilities | <p>Clarification: The livestock owner is responsible for the qualified performance of an annual self-assessment.</p> <p>Deletion: The correct use of QS certification mark has been deleted.</p> | 01.01.2025 |
| 2.1 General system requirements | <p>Clarification: All documents and records must be kept for at least the period since the last regular audit (usually approx. two years).</p> | 01.01.2025 |
| 2.1.1 General company data | <p>Change to the evaluation options: No more K.O. criterion.</p> <p>Clarifications:</p> <ul style="list-style-type: none"> • The following contact/master data must be included in the company overview: <ul style="list-style-type: none"> – If the address is missing, geodata or directions if necessary – Person responsible for crises and incidents – On farm mixers: number of animal places (number of animal places used (year)) • All documents relating to the master data must be accessible at the company location. <p>Deletions:</p> <ul style="list-style-type: none"> • Fax number in the company overview • Examples of operating areas (sties, carcass storage) and operating resources (in particular feed, bedding materials) in the farm sketch | 01.01.2025 |
| 2.1.2 Implementation and documentation of self-assessment | <p>Deletion: The criterion has been deleted. As a result, the numbering of the following criteria in the chapter has been shifted.</p> | 01.01.2025 |
| 2.1.3 Fulfilment of measures of the self-assessment | <p>Deletion: The criterion has been deleted. As a result, the numbering of the following criteria in the chapter has been shifted.</p> | 01.01.2025 |
| 2.1.2 Incident and crisis management | <p>Restructuring: previously under <i>2.1.4 Incident and crisis management</i></p> <p>Deletions:</p> <ul style="list-style-type: none"> • General information on the structure of incident and crisis management | 01.01.2025 |

| Criterion | Changes | Date of change |
|--|--|----------------|
| | <ul style="list-style-type: none"> • Definition of critical events (transferred to explanatory notes) • Requirements that every livestock owner must be able to access an incidence form. The requirements for reporting incidents remain in place. | |
| 3.1.1 Purchasing and incoming goods | <p>Renaming: previously "Operational purchases and incoming goods".</p> <p>Clarification: Services to be documented include, for example, service providers for feed production.</p> | 01.01.2025 |
| 3.1.4 [K.O.] Origin and marketing | <p>Deletions:</p> <ul style="list-style-type: none"> • Definition of QS animals • Requirements for the proof of origin <p>Extension: Existing waiting times and any foreign bodies remaining in the animal must be indicated on documents accompanying the goods (e.g. delivery documents) when they are handed over to third parties.</p> | 01.01.2025 |
| 3.1.5 [K.O.] Stock records | <p>Deletions:</p> <p>Mandatory information on the litter used on the shed card</p> | 01.01.2025 |
| 3.1.6 Livestock transport | <p>Restructuring: previously under <i>3.2.10 Live-stock transport</i></p> <p>Deletion: If a livestock owner commissions livestock transport himself, only a transporter who is authorized to deliver QS may be used. <i>(Requirements still included in explanatory notes)</i></p> | 01.01.2025 |
| 3.2.1 [K.O.] Monitoring and care of livestock | <p>Deletion: Control criteria for the assessment of animal health deleted <i>(transferred to explanatory notes)</i>.</p> | 01.01.2025 |
| 3.2.2 [K.O.] General farming requirements | <p>Extension (Peking ducks): Feathers, including down feathers, must not be removed from live animals at any time, nor must feed be forcibly administered.</p> | 01.01.2025 |
| 3.2.3 [K.O.] Handling sick and injured animals | <p>Restructuring: Examples of indications of the presence of a herd disease have been assigned</p> | 01.01.2025 |

| Criterion | Changes | Date of change |
|---|---|----------------|
| | to this criterion, previously under <i>3.5.1 Care contract with farm veterinarian</i> | |
| 3.2.5 Shed climate and noise | <p>Renaming: previously <i>3.2.5 Shed climate, temperature, noise pollution, ventilation</i></p> <p>Deletions:</p> <ul style="list-style-type: none"> • Peking ducks: specific requirements for temperature management during rearing • Broilers: obligation to document the capacity and technical design of ventilation systems | 01.01.2025 |
| 3.2.9 Emergency power supply | <p>Clarification (broilers and peking ducks): The technical check is carried out once during each fattening cycle or in the associated service period.</p> | 01.01.2025 |
| 3.2.11 Transportability | <p>Deletion and restructuring: The criterion has been deleted as a control point and moved to chapter level <i>3.2 Animal welfare farming</i>. As a result, the numbering of the following criteria in the chapter has been changed.</p> | 01.01.2025 |
| 3.2.13 [K.O.] Handling livestock during loading | <p>Deletion and restructuring: The criterion has been deleted as an inspection point and moved to chapter level <i>3.2 Animal welfare farming</i>. As a result, the numbering of the following criteria in the chapter has been changed.</p> | 01.01.2025 |
| 3.2.14 [K.O.] Proof of competence and training | <p>Renaming: previously <i>3.2.14 [K.O.] Proof of competence of the livestock owner</i></p> <p>Extension (Peking ducks): Participation in at least one specialised training programme per year.</p> | 01.01.2025 |
| 3.3 Feed and feeding | <p>Deletion: The paragraph on feed labeling has been deleted (<i>transferred to explanatory notes</i>).</p> | 01.01.2025 |
| 3.3.1 [K.O.] Feed supply | <p>Restructuring: Feed that does not meet legal requirements may not be fed (previously under <i>3.3.6 Feed production (on farm mixers)</i>).</p> | 01.01.2025 |
| 3.3.3 Usage and storage of feed | <p>Renaming: previously <i>3.3.3 Feed storage</i></p> <p>Clarifications:</p> | 01.01.2025 |

| Criterion | Changes | Date of change |
|--|--|----------------|
| | <ul style="list-style-type: none"> All feed must be protected against contamination and pollution. <p>The storage facility must be cleaned and disinfected if necessary.</p> | |
| 3.3.4 [K.O.] Feed procurement | <p>Clarification: Procurement of primary agricultural products: can be procured from agricultural producers, agricultural trade, etc. without eligibility of delivery from QS.</p> | 01.01.2025 |
| 3.3.6 Feed production (on-farm mixer) | <p>Deletions:</p> <ul style="list-style-type: none"> Documentation of feed used (already required under 3.1.1 <i>Purchasing and incoming goods</i>) <p>Explanation of the documentation on the use of feed additives in accordance with HACCP principles</p> | 01.01.2025 |
| 3.3.7 Feed production in cooperation | <p>Clarification: No feed may be produced <u>within the QS scheme</u> for third parties that do not belong to the association.</p> | 01.01.2025 |
| 3.3.8 [K.O.] Use of service providers for feed production | <p>Renaming and restructuring: previously 3.3.8 [K.O.] <i>Use of mobile feed milling and mixing plants</i>.</p> <p>The chapter refers not only to mobile feed milling and mixing plants, but to all service providers for feed production.</p> | 01.01.2025 |
| 3.5.1 Care contract with farm veterinarian | <p>Deletion and restructuring: Description of veterinary stock care deleted; content moved to 3.5.2 [K.O.] <i>Implementation of the stock care</i></p> | 01.01.2025 |
| 3.5.2 [K.O.] Implementation of the stock care | <p>Deletion: The plan drawn up when a need for action is identified must include a regular, planned, systematic and consistent application of veterinary knowledge and skills in accordance with the state of the art.</p> | 01.01.2025 |
| 3.5.3 [K.O.] Procurement and application of medicines and vaccines | <p>Deletion: Receipts must be completed in full; exception for documentation of applications lasting several days. (<i>Exception shown in explanatory notes</i>)</p> <p>Clarification: Prescribed medicines must be used in accordance with the prescription.</p> | 01.01.2025 |

| Criterion | Changes | Date of change |
|--|---|----------------|
| 3.6.1 Buildings and equipment | Restructuring: The requirements for the cleaning and disinfection of livestock loading points, loading ramps, rooms for the temporary housing or marketer of animals, access and exit routes, places for loading and unloading and the equipment used there have been assigned to this criterion (previously under <i>3.6.6 Cleaning and disinfection measures</i>). | 01.01.2025 |
| 3.6.2 Hygiene on the farm | Clarifications: All shed entrances must be marked with a sign. | 01.01.2025 |
| 3.6.3 Handling litter and activity material | Renamed: previously <i>3.6.3 Handling litter, dung and feed leftovers</i> Deletion: Requirements for handling manure, litter and feed residues from livestock transport. | 01.01.2025 |
| 3.6.5 Pest monitoring and control | Deletion: The documentation requirement for <u>monitoring</u> has been deleted. | 01.01.2025 |
| 3.7 Monitoring programmes | Deletion: Feed monitoring on farm mixers: All analysis results relating to the parameters dioxins, dioxin-like PCBs and non-dioxin-like PCBs in feed must be submitted by the livestock owner to the relevant competent feed monitoring authority. | 01.01.2025 |
| 3.8 Transportation of own livestock | Renaming: The chapter has been renamed, previously <i>3.8 Livestock transport</i> . | 01.01.2025 |
| 3.8.1 Requirements for the transportation of own animals with own vehicles | Deletion: The criterion was deleted as a checkpoint and moved to chapter level 3.8 <i>Transport of own livestock</i> . As a result, the numbering of the following criteria in the chapter has been shifted. | 01.01.2025 |
| 3.8.1 Requirements for the means of transportation | Deletions: <ul style="list-style-type: none"> • Specific requirements for handling transport containers of more than 50 kg • Walls and roof: the animals must be protected from climatic fluctuations • Ventilation: the needs of the animals, taking into account their number as well as the weather conditions, are fully taken into account | 01.01.2025 |

| Criterion | Changes | Date of change |
|---|--|----------------|
| | <ul style="list-style-type: none"> • Floor and litter: the floor area must be designed to minimise the leakage of faeces and urine • Requirements for journeys over 50 km: 'Live animals' signage | |
| 3.8.2 [K.O.] Available space during livestock transport | <p>Deletion: Requirements for loading densities for day-old chicks (Note: the applicable requirements are already included in the <i>Guidelines for hatcheries and livestock transport</i>).</p> | 01.01.2025 |
| 3.8.5 [K.O.] Time intervals for feeding and watering as well as duration of transportation and resting periods (for livestock transport over 50 km) | <p>Deletions:</p> <ul style="list-style-type: none"> • Due regard shall be given to the need for animals to become accustomed to the mode of feeding and drinkers used during transport • Feed and water supply for journeys of over 24 hours | 01.01.2025 |
| 3.8.7 [K.O.] Proof of qualification for drivers/carers (for livestock transport over 65 km) | <p>Clarification: All persons handling the animals during loading and discharging and during the actual transport must be appropriately trained or qualified and hold a qualification certificate. This applies to both drivers and animal handlers.</p> | 01.01.2025 |
| 4.3 Terms and definitions | <p>Deletions:</p> <ul style="list-style-type: none"> • Primary agricultural products • On-farm mixers | 01.01.2025 |

Guideline
Agriculture
Poultry Production

QS Fachgesellschaft Geflügel GmbH

Managing Director: Dr. A. Hinrichs

Schwertberger Straße 14, 53177 Bonn

T +49 228 35068 -0

F +49 228 35068 -10

E info@q-s.de

Photos: QS

q-s.de