

Quality Assurance. From farm to shop.



QS-REPORT Fruit, Vegetables, Potatoes

QS. Ihr Prüfsystem für Lebensmittel.

+++++++

Insert: Facts, Figures and Data

+++++++

Dear Readers,

on the following pages, you will find facts, figures and data on the QS scheme: a concise review of all that we achieved with our scheme participants in 2014. Last year, a focus of the fruit, vegetables, potatoes supply chain was the pilot project on the voluntary QS inspection of working and social conditions (FIAS). After a successful start, this project is now entering its second phase. You can learn more about the current status and important changes for 2015 in this insert.

The editorial team would be pleased to receive questions and suggestions on the QS-report at presse@q-s.de. We hope you enjoy reading! Your QS team.

Subscribe now

Get the latest QS-report
always on time.

www.q-s.de/subscription.html

Residue monitoring in the QS scheme

12,097 analyses (1,029 more than in 2013) were performed within the scope of QS residue monitoring last year. The scheme participants allowed a total of 146 different fruit and vegetable types from 48 countries to be tested by the QS-approved laboratories. About 68 percent of the samples came from Germany. The proportion of samples that had to be rejected was just over one percent. This shows how well the QS producers work.

The QS residue monitoring provides high reliability since **10** years.

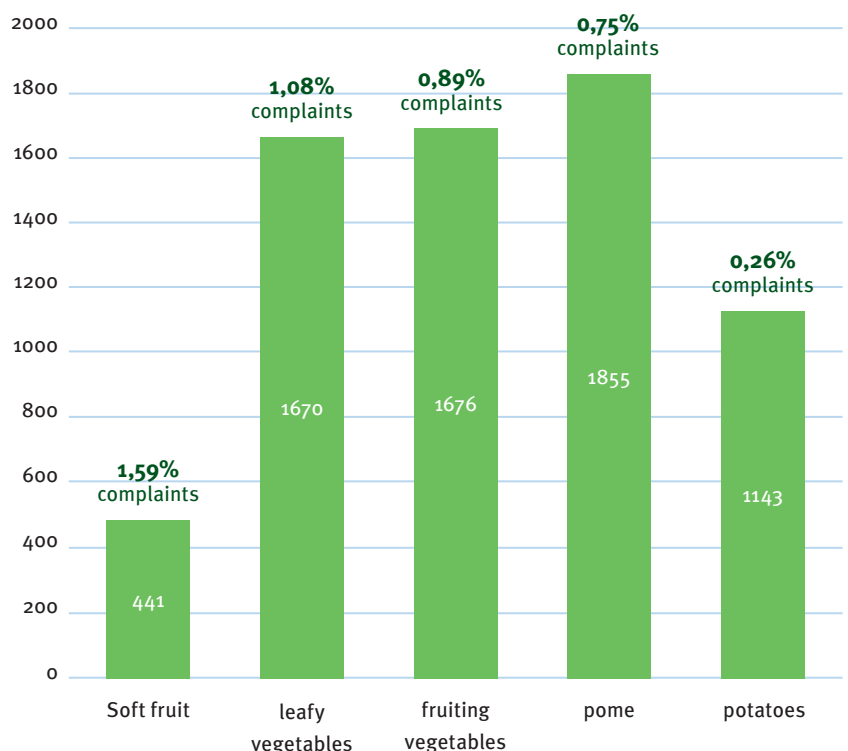
Successful participation in the laboratory performance assessments is mandatory for laboratories applying for recognition in the QS scheme. Laboratories that are already approved must prove their capability at least once a year in the laboratory performance assessment. If they fail repeatedly to pass this test, their QS approval is revoked.

	Number of approved laboratories	Number of laboratories in approval procedure
Residue monitoring	74	47

Germany, Belgium, Netherlands, Italy, Spain, Switzerland, Austria, Egypt, Turkey, Greece, France



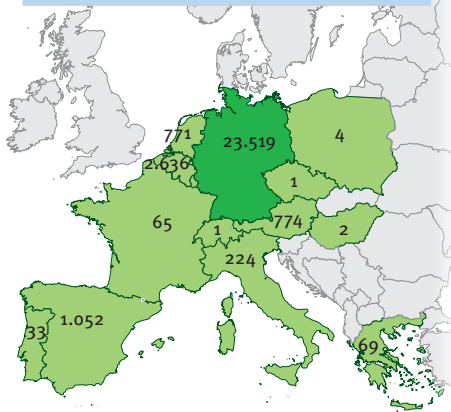
Number of samplings and proportion of complaints of selected product groups



Scheme participant numbers have increased again

14,711

food retail branches can offer fruits and vegetables with the QS certification mark.



With 29,226 (as of 1 January 2015), the number of approved locations in the fruit, vegetables, potatoes supply chain has increased by more than 250 since last year. In the field of logistics, the number of participants has doubled.

38 percent of the 13,634 producers originate in countries other than Germany. QS records the highest increase in Spain, where 133 new scheme participants chose to participate in the QS scheme last year.

Number of scheme participants 2014

Stage	Total 29,226	Germany 23,519	other countries 5,707
Production*	13,634	8,419	5,215
- fruit, vegetables	10,829	5,669	5,160
- potatoes	2,805	2,750	55
Wholesale	783	527	256
Logistics	98	62	36
Food retail	14,711	14,511	200

*Thereof:

Producers certified against QS-GAP: 7,034
 Producers certified against GlobalG.A.P.: 3,191
 Producers certified against Vegaplan: 2,298
 Producers certified against AMAG.A.P.: 130

Number of wholesalers 2014

Total	783
Germany	527
other countries	256
Thereof	
Spain	111
Netherlands	51
Italy	43
Austria	15
Belgium	12
France	10
Greece	5
Morocco	2
Hungary	1
Argentina	1
Portugal	1
Switzerland	1
New Zealand	1
Poland	1
Denmark	1

Independent inspection by trained auditors

Of the total of 381 approved auditors in the QS scheme, 317 have approval for the fruit, vegetables, potatoes sector (multiple approvals are possible). Most approvals for the fruit, vegetables, potatoes supply chain are in place for the production stage. The auditors work on behalf of 31 certification bodies which are approved for the fruit, vegetables, potatoes sector.

Steadily increasing need for trained auditors

In 2014, a total of 25 auditor training courses took place, with 515 auditors from Germany and abroad taking part. On average, 87 percent of the auditors successfully passed the training test.

QS is responding to the steadily increasing need for trained auditors with the continued expansion of its range of training courses. Auditor training is also offered in different languages – including courses abroad as of this year. Exclusive news and comprehensive information and material on training is made available to approved auditors and certification bodies in the partner section of the QS website.

In addition to the training courses, numerous workshops and meetings for certification bodies, coordinators and laboratories were organised for the purposes of mutual exchange of experiences and the discussion of topical issues.



The partner section for auditors on the QS website has an average of **540** visitors per month. Altogether around **16,670** visitors use the QS website monthly.

Event	Amount	Participants
Subject-specific trainings	25	515
Initial trainings	4	69
Meeting of the certification bodies	3	62
Workshop for coordinators	1	89
Workshops and meetings for laboratories	3	71

Production fruit, vegetables, potatoes	124 Participants
Wholesale fruit, vegetables, potatoes	35 Participants
Food Retail	64 Participants

Audits confirm: scheme participants work responsibly

Of the 12,567 regular audits conducted by QS-approved auditors in 2014 in the fruit, vegetables, potatoes supply chain, over 97 percent were passed successfully. In comparison to 2013, auditors assigned 37 fewer K.O. evaluations. Possible consequences of discrepancies leading to a K.O. evaluation are warnings, sanctions, bans or even exclusion from the QS scheme.

Regular audits and K.O. evaluations 2014 vs. 2013

Stage	Number of regular audits (thereof K.O./no approval)			
	2014		2013	
Total	12,567	(385)	12,366	(422)
Production (QS)	382	(7)	471	(7)
Fruit and Vegetables	257	(5)	377	(3)
Potatoes	125	(2)	94	(4)
Production (QS-GAP)	7,008	(122)	6,707	(127)
Fruit and Vegetables	4,625	(71)	4,453	(83)
Potatoes	2,383	(51)	2,254	(44)
Wholesale	465	(17)	371	(12)
Food retail	4,712	(239)	4,817	(276)

Frequent C and D evaluations 2014

Stage	Number of regular audits	Amount		Requirements with frequent C and D evaluations
		C	D/K.O.	
Production (QS)				
Fruit and Vegetables	257	45	2	<ul style="list-style-type: none"> Hygiene (-checklist, -requirements) Basic user protection Provision for spillage/ leakage
Potatoes	125	10	945	<ul style="list-style-type: none"> Stock book/ list of hazardous substances Cleaning plan for equipment Harvesting and transportation processes (K.O.)
Production (QS-GAP)				
Fruit and Vegetables	4,625	90	347	<ul style="list-style-type: none"> Employee with first aid training Basic user protection (K.O.) Stock book/ list of hazardous substances
Potatoes	2,383	74	197	<ul style="list-style-type: none"> First aid kit, first aid training Stock book/ list of hazardous substances Basic user protection (K.O.)

Unannounced random sample audits

During additional random sample audits, QS checks whether the requirements on process and origin assurance are also adhered to in between the regular audits. The companies are selected at random. The results of the 718 audited companies in the fruit, vegetables, potatoes sector show that the companies are working responsibly: in 2014, approximately 98 percent passed the additional inspection successfully.

Stage	Random sample audits (thereof K.O./ no approval)	
	Amount	
Total	718	(12)
Production (QS)	16	(-)
Production (QS-GAP)	653	(9)
Wholesale	24	(-)
Food Retail	25	(3)

Violations are punished accordingly

In the fruit, vegetables, potatoes supply chain, a total of 124 sanction procedures were dealt with in 2014.

In seven cases, the independent sanction board issued a warning. One procedure was discontinued. In the other cases, contractual penalties amounting to a total of 45,100 Euros were imposed.

Fruit, vegetables, potatoes	2014 (previous year)
Total of sanction procedures	124 (105)
Production (QS)*	118 (91)
Fruit and vegetables	108 (84)
Potatoes	27 (18)
Wholesale	6 (13)

Extract K.O. evaluations

- Use of authorized substances/plant production products
- Compliance with maximum residue levels
- Compliance with maximum quantities of expenditure

- Incoming good inspection
- Separation of goods/ traceability

* In 17 of the 188 sanction procedures, producers are affected of both: fruit and vegetables as well as potatoes. These were counted for each production scope.



31 % of consumers know the QS certification mark.



90 % of the consumers who know QS prefer a QS-certified product to a similar product without certification mark.

Working and social criteria

FIAS project well on track

Just over a year after the start of the pilot project on the voluntary QS inspection of working and social conditions (FIAS), the first interim result is wholly positive. Since the beginning of 2014, 2,584 producers and 60 wholesalers in the fruit, vegetables, potatoes supply chain have registered for an inspection of their implementation of working and social conditions for external employees. In the inspections performed, the requirements placed on companies were achieved in almost 90 percent of all cases. The survey of coordinators and certification bodies on the practicability and response from participating companies, which took place at the same time, confirms that FIAS is well received by those involved in the industry.



The initial idea to execute the pilot project came from companies. After repeated requests from the participants for a practice-oriented inspection of company working and social conditions, the QS Social Module was developed.

With this, scheme participants can voluntarily allow their social management to be appraised according to uniform principles in an independent inspection. Companies in food retail who require the social management of their suppliers to be checked welcome the implementation via QS.

Practical implementation

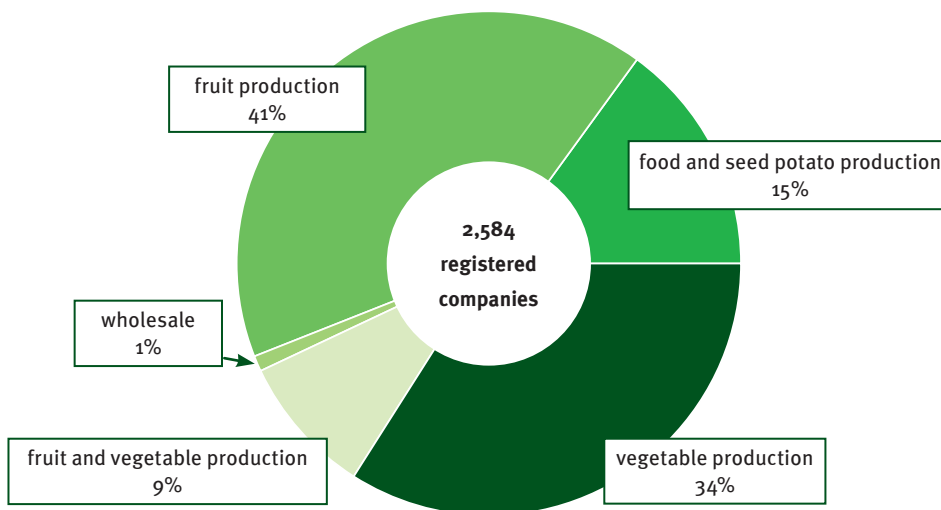
FIAS can be used by all scheme participants involved in production, transport or trading in the fruit, vegetables, potatoes supply chain in the QS scheme, i.e. producers, wholesalers and food retailers. The inspection can only be conducted in combination with a QS or QS-GAP audit, but it is not a mandatory requirement for participating in the QS scheme. The result has no effect on the eligibility of delivery in the QS scheme.

The internal scheme participant search in the QS database shows which companies are participating in FIAS. Furthermore, the participants themselves can take action and communicate the overall result of their inspection individually to other selected scheme participants (e.g. their customers) by granting them read rights. Sensitive company data in the QS database remains protected from unauthorised access.

Continuation of the pilot phase

The FIAS pilot phase will be continued this year. Since 1 January 2015, the contents of the FIAS checklist are identical to the German interpretation guideline of the GlobalG.A.P. social module GRASP (2015 version). Furthermore, some new requirements were added to the FIAS guideline with the 2015 revisions. These are listed in the revision information under "Documents and More" on the QS website. New supporting documents and templates to assist scheme participants in implementing FIAS are also provided here.

FIAS-participating companies by production scope (as of Dec 2014)



Criteria which are checked at FIAS

- Employment contract
- Information of employees
- Working time recording
- Storage possibilities
- Complaints procedure
- Compliance with ILO-core labour standards
- Rooms for break and stand-by
- Changing facilities
- Accommodation of employees

Current numbers of the QS scheme can be found in the internet at www.q-s.de under „Publications“.

Imprint

QS Qualität und Sicherheit GmbH
 Responsible for the content:
 Dr. Hermann-Josef Nienhoff
 Schedestraße 1-3, 53113 Bonn

Phone: +49 (0) 228 35068-0
 Fax: +49 (0) 228 35068-10
 E-Mail: info@q-s.de
 Online: www.q-s.de/home-gb

