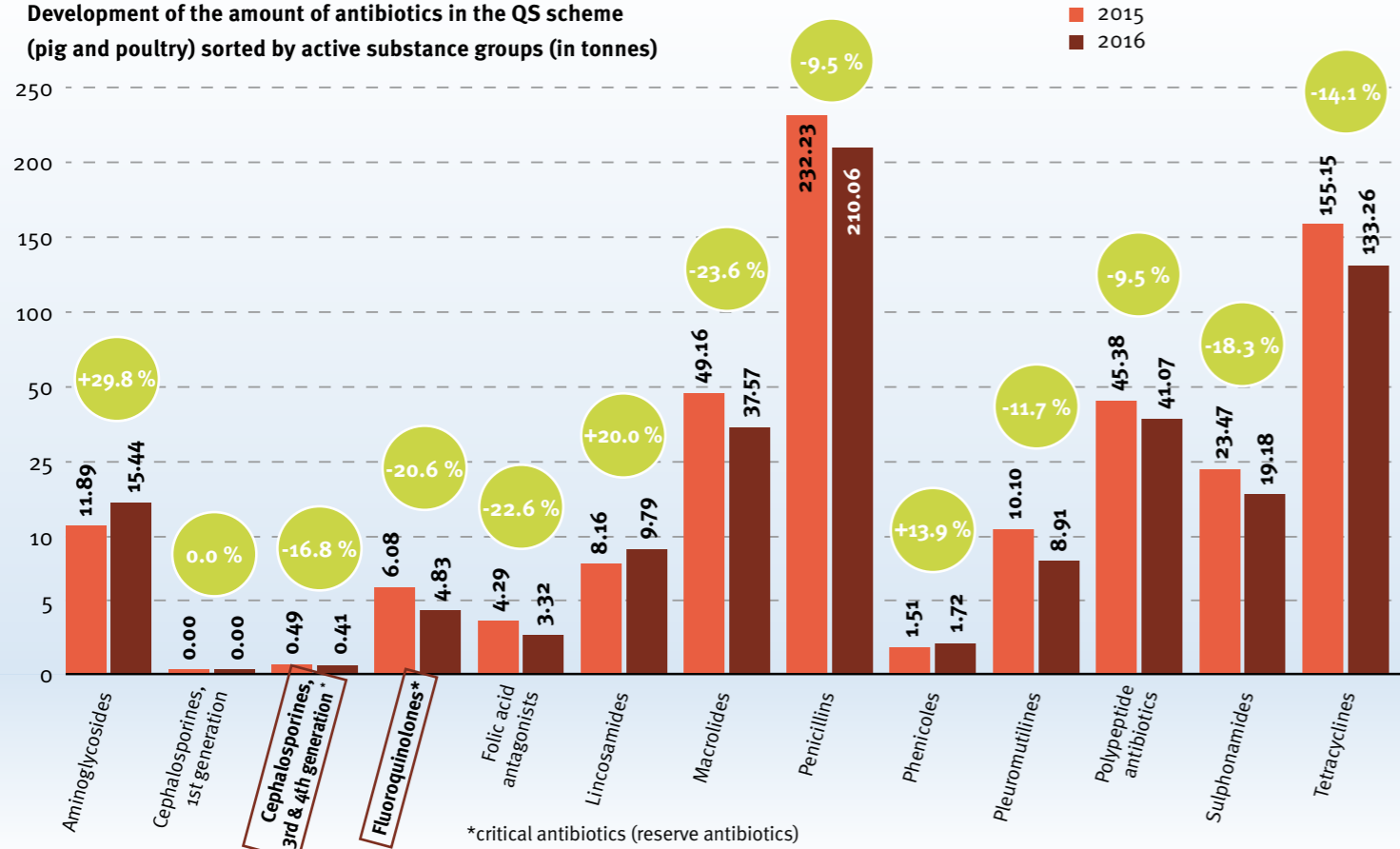


# Antibiotics monitoring

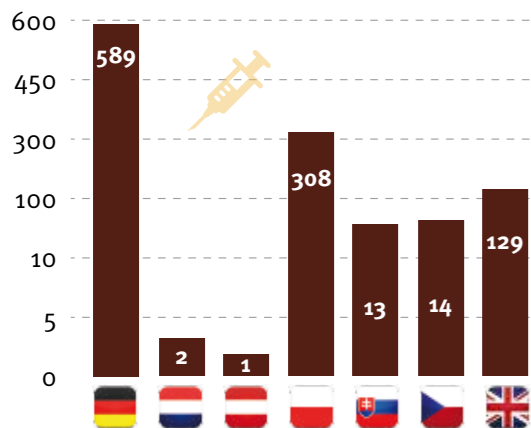
Development of the amount of antibiotics in the QS scheme (pig and poultry) sorted by active substance groups (in tonnes)



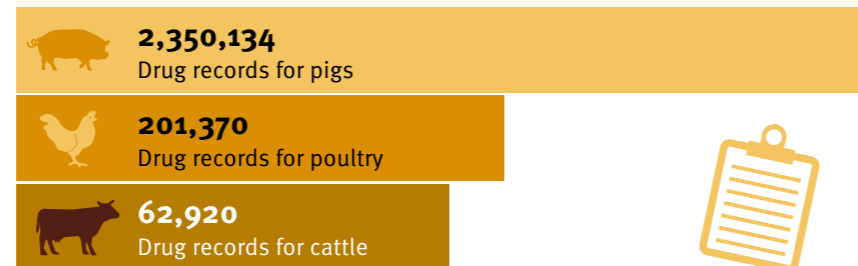
After a drastic reduction from 2014 to 2015 (-21.6%), the antibiotic usage of QS companies keeping fattening poultry and pigs decreased even further.

The comparison with 2016 shows a decrease of **11.4%**. The usage of critical antibiotics (reserve antibiotics) decreased as well.

Amount of approved preparations in the QS antibiotics database



Broad data pool: Drug records in the QS antibiotics database



Until the end of 2016, a total of **2.6 million drug records** were entered in the QS antibiotics database. **32%** of the records were transferred to the HIT-database.

Subscribe now

Get the latest QS-Report always on time.

[www.q-s.de/subscription.html](http://www.q-s.de/subscription.html)

Imprint

QS Qualität und Sicherheit GmbH  
Responsible for the content:  
Dr. Hermann-Josef Nienhoff  
Schedestraße 1 - 3, 53113 Bonn

Phone: +49 (0) 228 35068-0  
Fax: +49 (0) 228 35068-10  
E-Mail: [info@q-s.de](mailto:info@q-s.de)  
Online: [www.q-s.de](http://www.q-s.de)

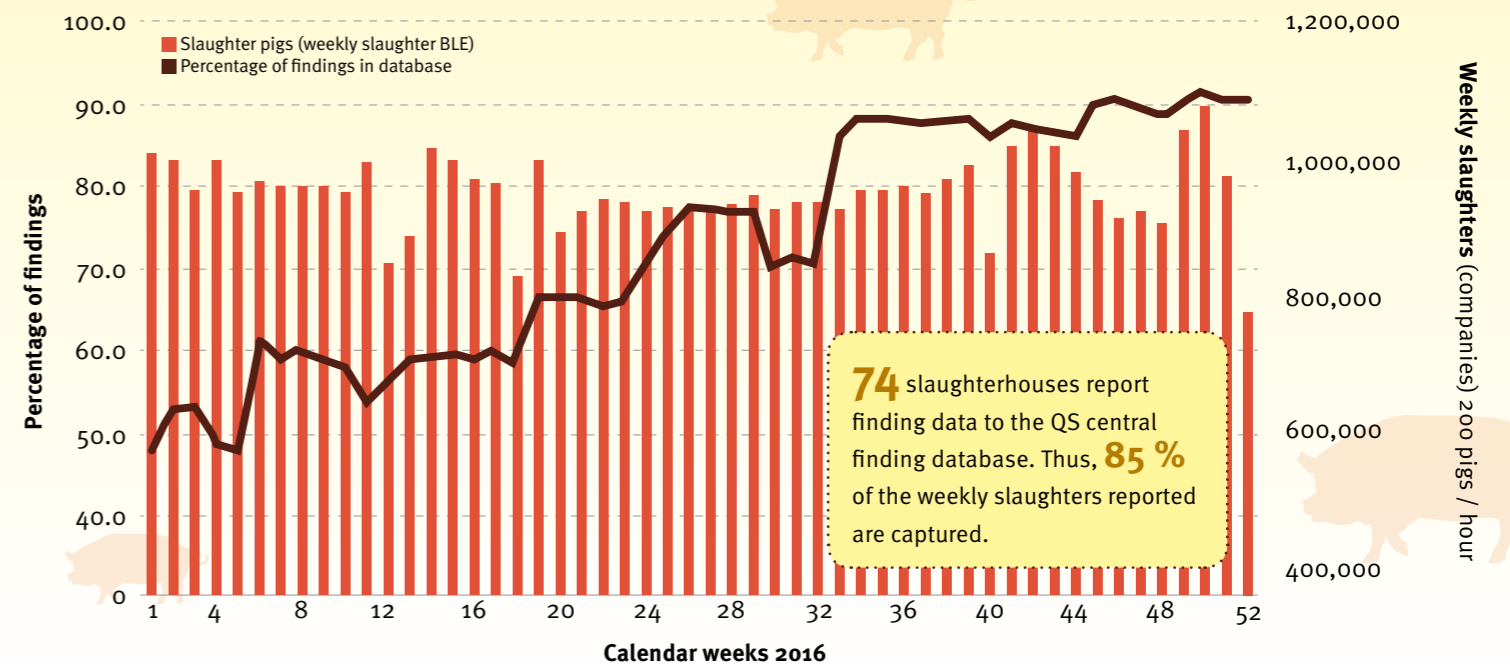


# Facts, figures, data

QS for meat and meat products 2016



## Recording of finding data



## Salmonella monitoring

Categorisation of companies

Classification	Companies (percentage of total result)	Number of samples	Prevalence
Salmonella category 1	16,711 (73.2%)	1,220,993	7.9%
Salmonella category 2	4,124 (18.1%)	323,703	27.6%
Salmonella category 3	617 (2.7%)	46,782	50.2%
No categorisation possible (although required)	853 (3.7%)	26,700	15.3%
Categorisation not yet necessary ("new companies")	531 (2.3%)		
<b>Total result</b>	<b>22,836 (100.0%)</b>	<b>1,618,178</b>	<b>13.2%</b>

**1.6 million**

samples were analysed by 32 QS approved laboratories within the salmonella monitoring.

# Quality assurance transboundary – The QS scheme grows internationally

## Livestock owners in Germany and abroad eligible to deliver



**Cattle farming**  
71,977

QS certified:  
**32,742**

Eligible to deliver through **QM-Milch** (Germany):  
**38,667**

Eligible to deliver through **AMA Rind** (Austria):  
**568**



**Pig farming**  
46,234

QS certified:  
**32,114**

Eligible to deliver through the **QSG scheme** (Denmark):  
**8,492**

Eligible to deliver through **IKB Varken**,  
**IKB Nederland Varkens** (Netherlands):  
**3,625**

Eligible to deliver through **Codiplan+** (Belgium):  
**2,003**



**Poultry farming**  
5,370

QS certified:  
**5,370**

Mutual recognitions exist with **16 standard owners** from **8 countries** on the stages feed sector, agriculture and slaughtering/deboning, processing.



**374** auditors and **28** certification bodies are approved for the supply chain meat and meat products.

## Companies in the QS scheme eligible to deliver

(as of 31 December 2016)

	Total	Germany	Other countries
<b>Total</b>	<b>160,739</b>	<b>139,698</b>	<b>21,041</b>
<b>Feed sector</b>	<b>9,721</b>	<b>6,995</b>	<b>2,726</b>
- Feed material production <sup>1,2</sup>	1,645	1,137	508
- Compound feed production <sup>3</sup>	1,304	927	377
- Feed trade, transport, storage <sup>4</sup>	6,772	4,931	1,841
<b>Agriculture</b>	<b>123,581</b>	<b>106,306</b>	<b>17,275</b>
- Cattle farming <sup>5</sup>	71,977	71,380	597
- Pig farming <sup>6</sup>	46,234	31,823	14,411
- Poultry farming/hatcheries	5,370	3,103	2,267
<b>Animal transport</b>	<b>1,999</b>	<b>1,583</b>	<b>416</b>
<b>Slaughtering/deboning</b>	<b>472</b>	<b>338</b>	<b>134</b>
<b>Processing<sup>7</sup></b>	<b>457</b>	<b>414</b>	<b>43</b>
<b>Food retail<sup>8</sup></b>	<b>24,509</b>	<b>24,062</b>	<b>447</b>

<sup>1</sup> Including 470 companies eligible to deliver based on GMP+ certification <sup>2</sup> Including 79 producers of additives and premixes <sup>3</sup> Including 522 mobile feed milling and mixing plants <sup>4</sup> Including 5,205 companies eligible to deliver based on GMP+ certification <sup>5</sup> Including 38,667 companies eligible to deliver for slaughter cows through QM Milch auditing <sup>6</sup> Including 8,492 companies eligible to deliver based on QSG scheme <sup>7</sup> Including 144 butcheries <sup>8</sup> Including 140 companies in meat wholesale and 172 food retail storages

Legend:

- Companies eligible to deliver
- Feed sector
- Agriculture
- Slaughtering/processing
- Food retail

## QS audit results 2016

Scheme participants reliably and conscientiously fulfil QS requirements: 97 percent of audits passed

Stage	Regular and spot audits	
	Amount	Of which not passed
<b>Total</b>	<b>36,922</b>	<b>1,133 (3.1 %)</b>
<b>Feed sector</b>	1,817	56
<b>Agriculture</b>	26,957	705
<b>Animal transport</b>	1,205	34
<b>Slaughtering/deboning, processing</b>	849	10
<b>Food retail</b>	6,011	325