

Quality Assurance. From farm to shop.

Facts, figures, data

QS for meat and meat products 2017

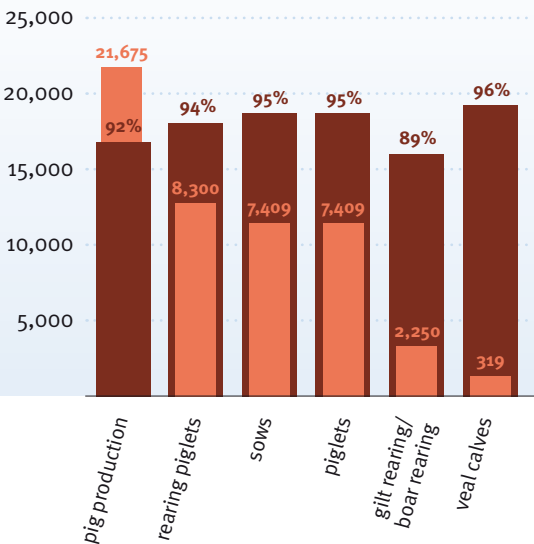


QS. Ihr Prüfsystem für Lebensmittel.

Antibiotics monitoring

In 2017, the amount of antibiotics used in pig and poultry farms decreased by **8.2 %** compared to the previous year. The use of critical antibiotics (3rd and 4th generation fluoroquinolones and cephalosporins) has fallen by **10.9 %**. Since 2011, the used amount of antibiotics has been reduced by **57 %**.

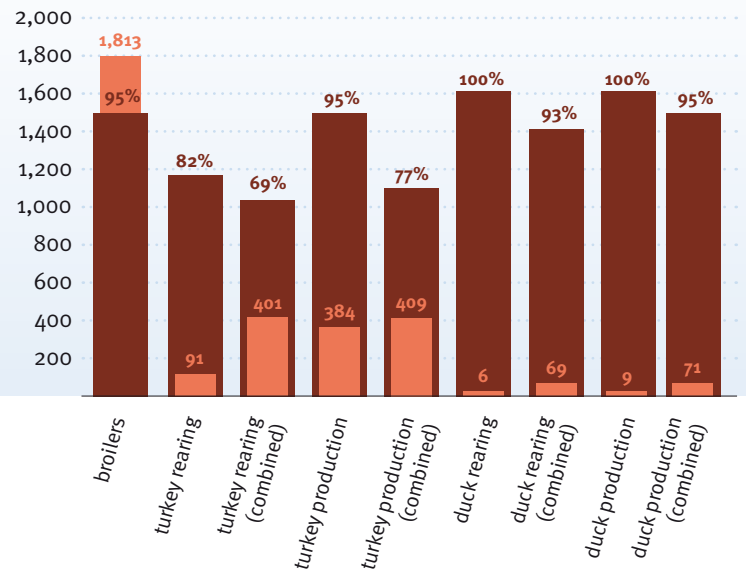
Companies with therapy index (pigs and calves)



Companies with therapy index (poultry)



Companies with therapy index
Amount compared to all QS companies



2,511 veterinarians are registered with the QS antibiotics monitoring programme. Based on the data provided by them, the therapy index could be compiled for all farms with pigs, fattening calves, broilers and turkeys.

Around **4 million treatment documents** are included in the QS antibiotic database.

Cross-border quality assurance

Feed within the QS scheme

Number of suppliers authorized by production scope and quality assurance scheme

	Σ	OV@COM	EFISC GTP	aic	OS: Ihr Profisystem für Lebensmittel	GMP+ International	AMA	qualimat
Compound feed production	864	75		40	386	325	19	
Feed material production	1,149	55	45	10	578	455	6	
Additive production	66	10		4	16	36		
Premix production	134	26		6	36	66		
Private Labeling	171	2			144	25		
Trade	2,458	63	36	13	608	1,729	9	
Road transport	2,648	13		2	521	2,083	4	25
Rail, inland waterway and ocean ship transport	84	3			12	69		
Storage and handling	2,418		5		258	2,155		
Mobile feed milling and mixing plant	558				558			
Small scale feed production	437				437			



100 % of German compound feed producers are connected to the QS scheme.

Since January **2018**, there is mutual recognition with the French standard owner Oqualim for the production, distribution and marketing of compound feed and premixtures.

KEEPING AN EYE ON THE LIMITS?
A risk-based sampling of feed is essential. The interactive world map at www.q-s.de/raw-material-purchase shows which raw materials in the QS scheme are obtained from which countries and what has been proven analytically.






QS scheme participants (as of 31 December 2017)

	Total	Germany	Other countries
	107,224	95,968	11,256
Feed sector	4,197	3,250	947
- Feed material production ^{1,2}	1,202	980	222
- Compound feed production ³	1,340	925	415
- Feed trade, transport, storage ⁴	1,655	1,345	310
Agriculture	74,861	65,717	9,144
- Cattle farming ⁵	32,212	31,639	573
- Pig farming ⁶	37,100	30,902	6,198
- Poultry farming/hatcheries	5,549	3,176	2,373
Animal transport	2,013	1,571	442
Slaughtering/deboning	465	322	143
Processing⁷	464	405	59
Food retail⁸	25,224	24,703	521

¹ Including 531 companies eligible to deliver based on GMP+ certification ² Including 90 producers of additives and premixes ³ Including 524 mobile feed milling and mixing plants ⁴ Including 5,721 companies eligible to deliver based on GMP+ certification ⁵ Including 42,380 companies eligible to deliver for slaughter cows through QM-Milch auditing ⁶ Including 3,311 companies eligible to deliver based on QSG scheme ⁷ Including 97 butcheries ⁸ Including 136 companies in meat wholesale, 87 companies for storage of meat and meat products and 175 food retail storages

42 storage companies with **120** locations in **8** different countries use the voluntary QS certification for storage of meat and meat products, that is offered since 1.1.2017.

Companies eligible to deliver (change compared to previous year)

-  Feed sector
-  Agriculture
-  Animal transport
-  Slaughtering/processing
-  Food retail

 4 (+1)

 8 (+3)

 128 (+75)
 8,399 (-180)
 78 (-7)
 15 (+1)

 645 (+266)
 398 (+57)
 75 (+16)
 23 (+2)

 517 (+52)
 3,878 (+15)
 114 (+2)
 58 (+6)

 173
 2,262
 14
 41

 181 (+38)
 34 (-1)
 4 (=)
 2 (=)

 34 (-2)
 66 (-11)
 4 (=)
 3 (=)

 29 (+5)
 4 (=)

 31 (+9)
 5 (+3)

 699 (+95)
 693 (-19)
 15 (+2)
 217 (+4)

 8 (+1)
 9 (=)






 97 (+19)
 24 (=)
 7 (+2)
 2 (-1)

 292 (+24)
 1,177 (+15)
 80 (+4)
 12 (+3)

 9 (+2)

Regular and spot audits

Scheme participants fulfil QS requirements reliably and conscientiously:
 97 percent of audits passed

	Amount	Of which not passed
Total	32,326	1,020 (3.2%)
 Feed sector	1,813	62 (3.4%)
 Agriculture	22,796	434 (1.9%)
 Animal transport	528	4 (0.8%)
 Slaughtering/deboning, processing	859	10 (1.1%)
 Food retail	6,177	527 (8.5%)

359 auditors of **29** certification bodies – thereof **11** from abroad – perform the QS audits.

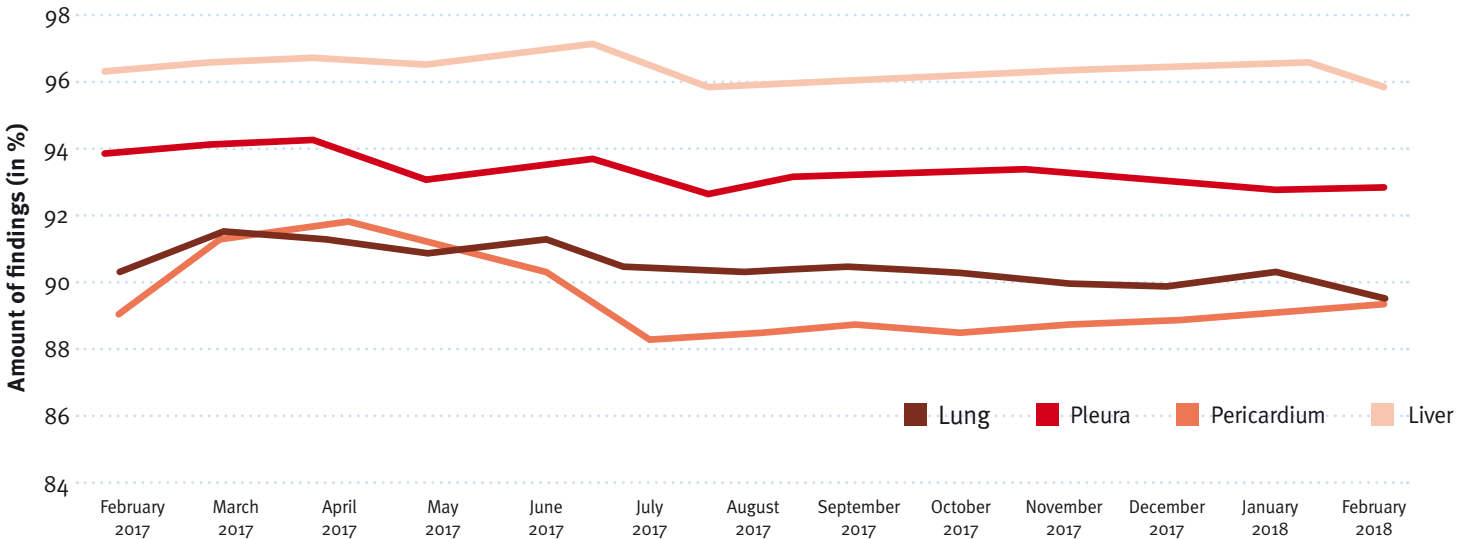


Quality Assurance. From farm to shop.

Diagnostic data

92.3% of the organ findings reported in 2017 were negative.

Evaluation of diagnostic data in pig slaughter: proportion of organs with negative results



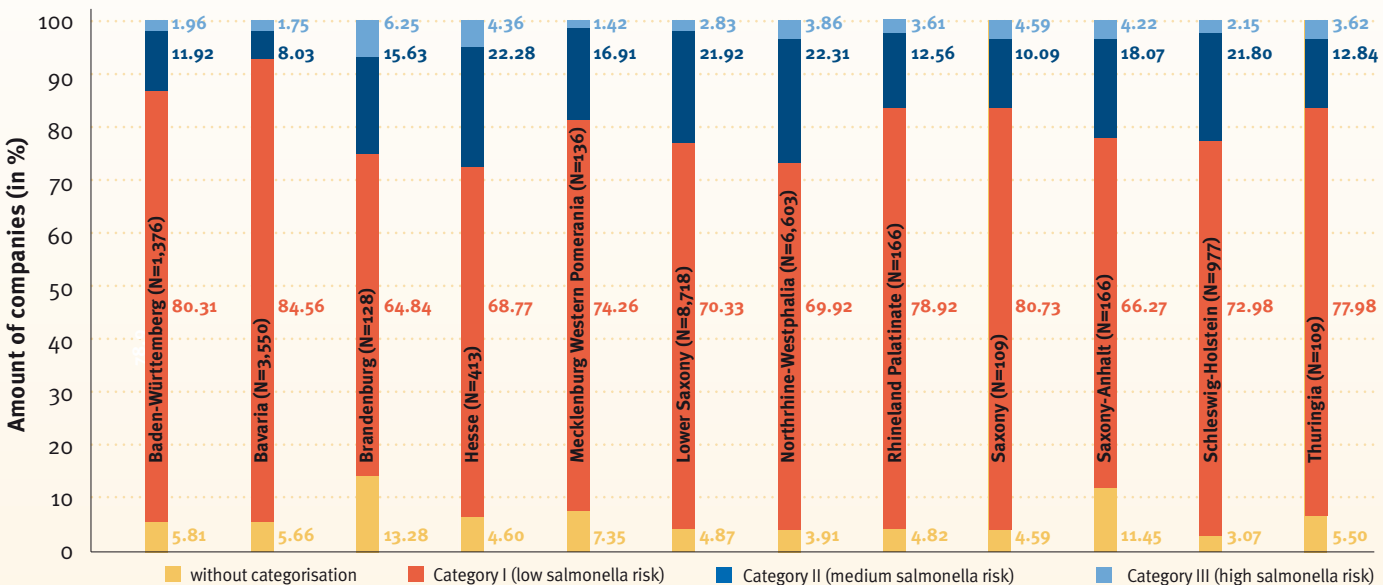
96 abattoirs report diagnostic data to the QS central diagnostic database. Thus, **91.7%** of the weekly slaughters reported are captured.

Last year, data for **45.7 million** pigs were transmitted. Based on the data, the **Animal Health Index (TGI)** is calculated.

Salmonella monitoring

Categorisation of companies: federal states in comparison

1.64 million samples, taken on **322** abattoirs and on **23,347** pig farms, were analysed by **28** QS-approved laboratories within the QS salmonella monitoring.



Always up to date
Get the latest QS-Report always on time.
www.q-s.de/abo.html

Imprint
QS Qualität und Sicherheit GmbH
Verantwortlich für den Inhalt:
Dr. Hermann-Josef Nienhoff
Schedestraße 1 · 3, 53113 Bonn

Telefon: +49 (0) 228 35068-0
Telefax: +49 (0) 228 35068-10
E-Mail: info@q-s.de
Online: www.q-s.de

