

Quality Assurance. From farm to shop.

# Facts, figures, data

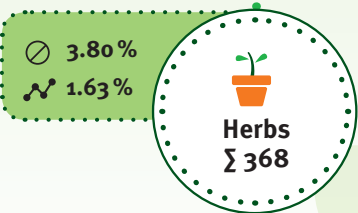
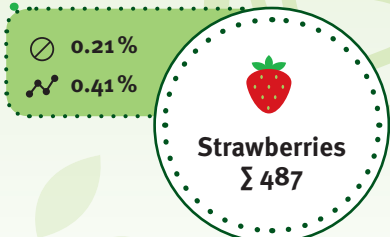
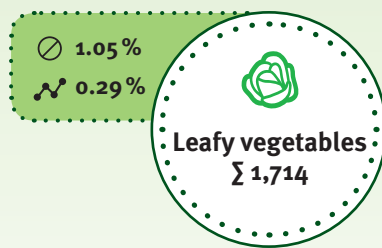
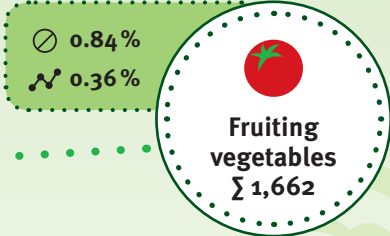
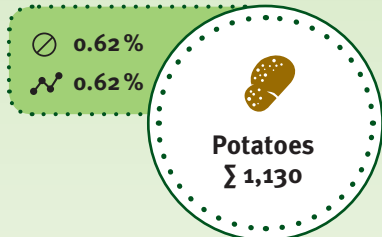
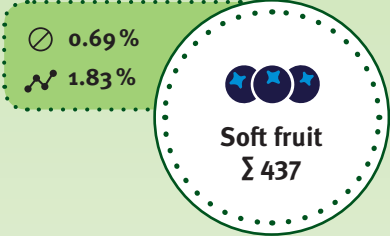

QS for fruit, vegetables and potatoes 2016



## QS residue monitoring

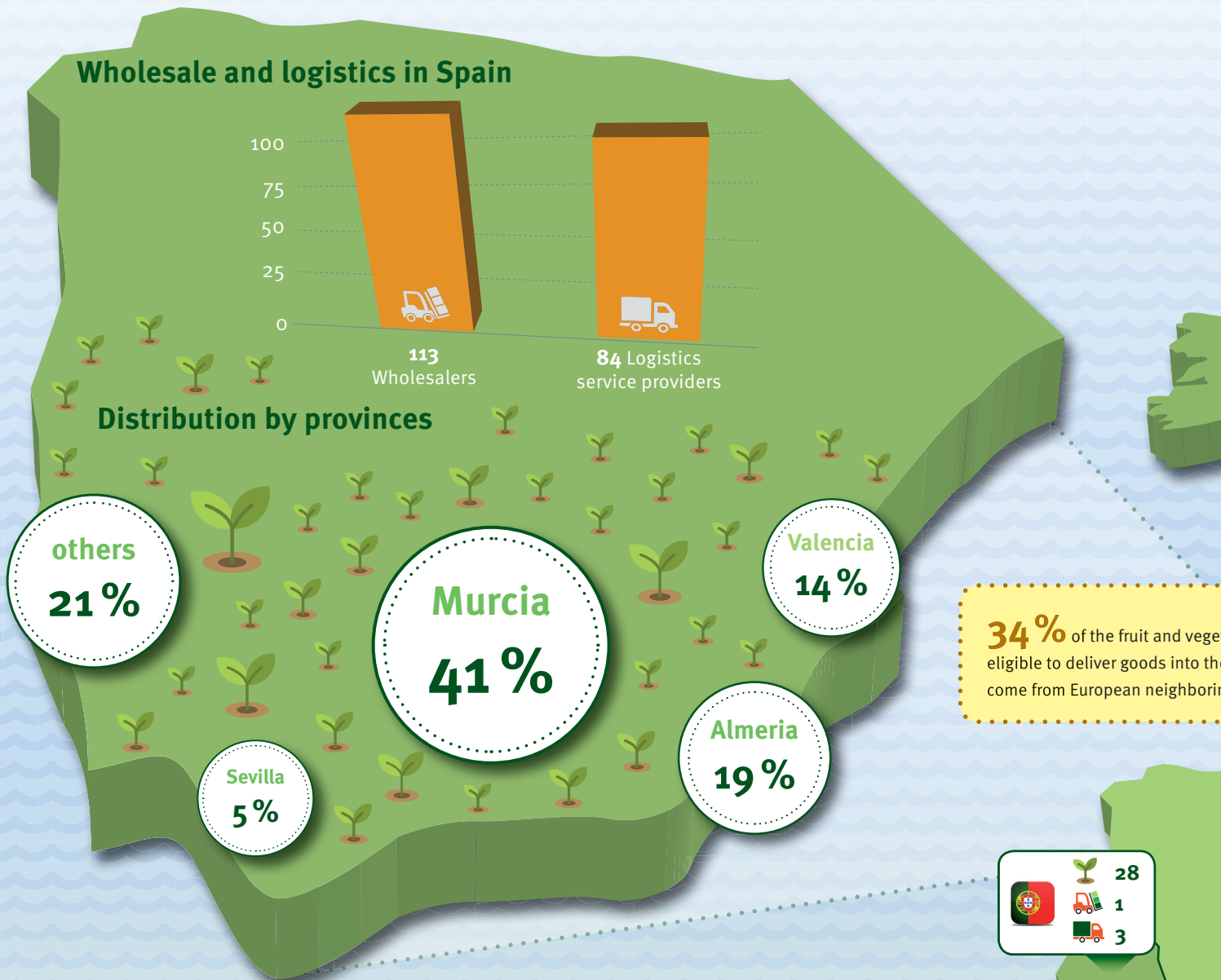
**12,720** residue monitoring samples were entered in the database by 76 QS approved laboratories. The rejection rate of the residue analysis was just over **1.3 %**.

**Number of samplings and proportion of complaints of selected product groups**



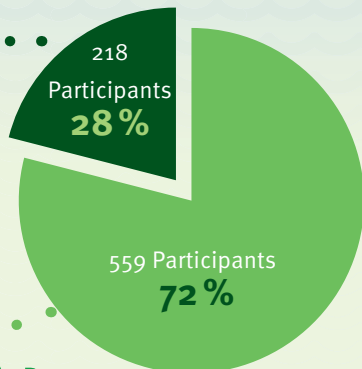
- Σ Total amount of samples
- ⊘ Complained samples with an inadmissible active substance  
Active substance is not authorized for cultivation in the respective country of origin
- ⌚ Complained samples with exceeding of the maximum residue level

# Number of scheme participants: European neighboring countries



## Producers in Spain

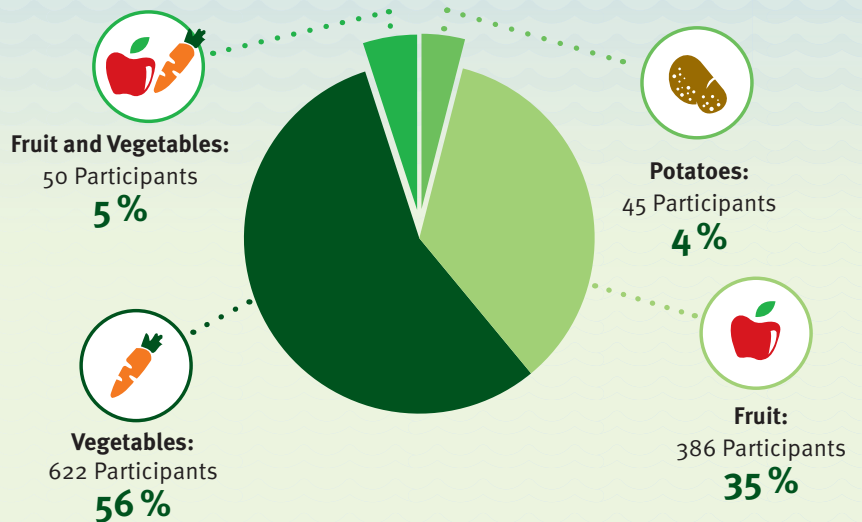
In addition to the QS certification, producers can also participate in the QS scheme via QS-recognized standards, such as GlobalG.A.P.



**GLOBALG.A.P.**

Participation via a QS-recognized GlobalG.A.P.-certificate

## Distribution by production scope



# Countries count on QS

## Number of scheme participants (as of 31 Dec 2016)

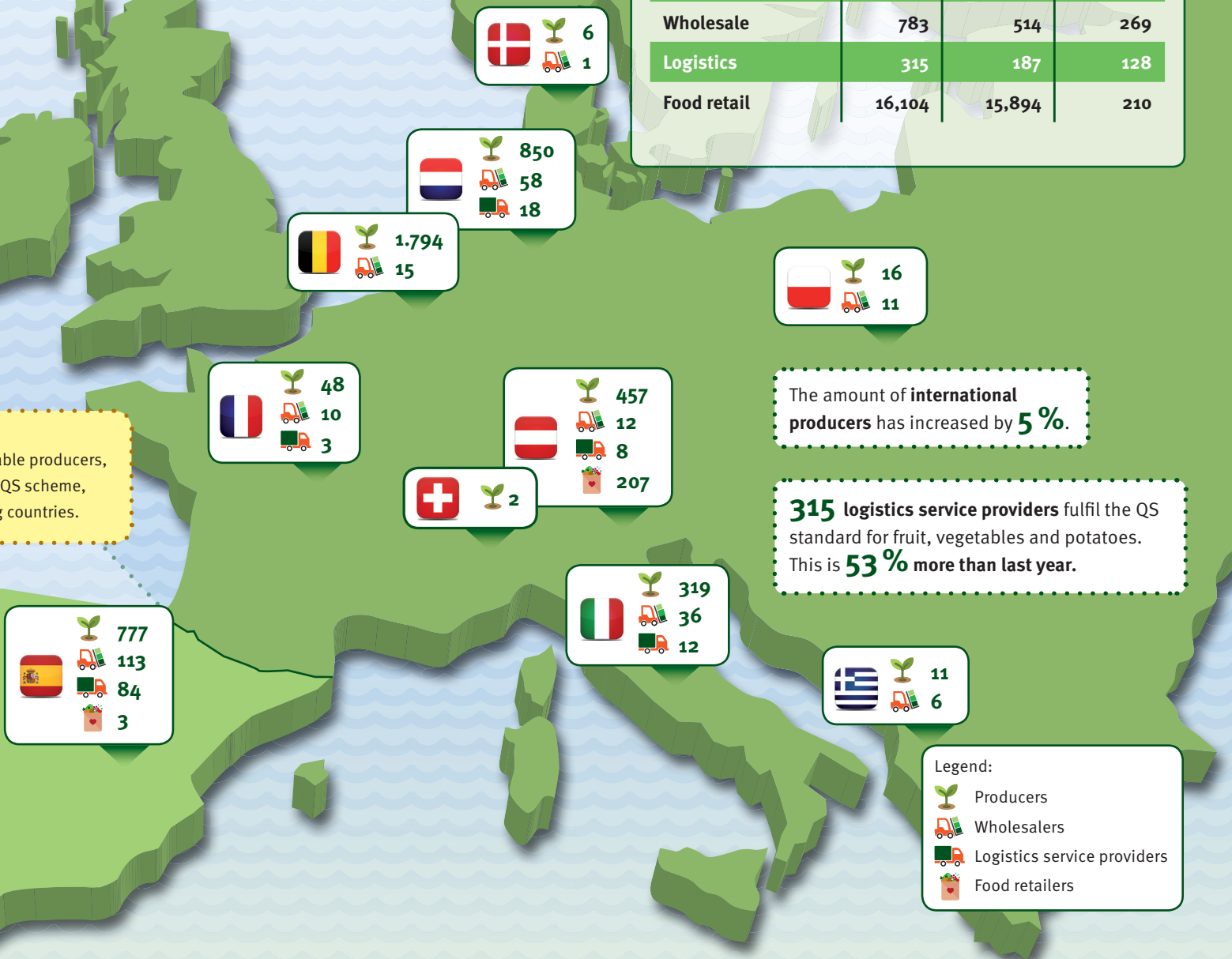
	Total	Germany	Other countries
	30,078	25,079	4,999
<b>Production</b>	<b>12,876</b>	<b>8,419</b>	<b>4,392</b>
- Fruit, vegetables	9,957	5,651	4,306
- Potatoes	2,919	2,833	86
<b>Wholesale</b>	<b>783</b>	<b>514</b>	<b>269</b>
<b>Logistics</b>	<b>315</b>	<b>187</b>	<b>128</b>
<b>Food retail</b>	<b>16,104</b>	<b>15,894</b>	<b>210</b>

**65%** of the producers participate via a QS certification, **35%** via a QS-recognized certification of others standards (22% GlobalG.A.P., 18% Vegaplan, 1% AMAG.A.P.).

table producers, the QS scheme, ng countries.

The amount of **international producers** has increased by **5%**.

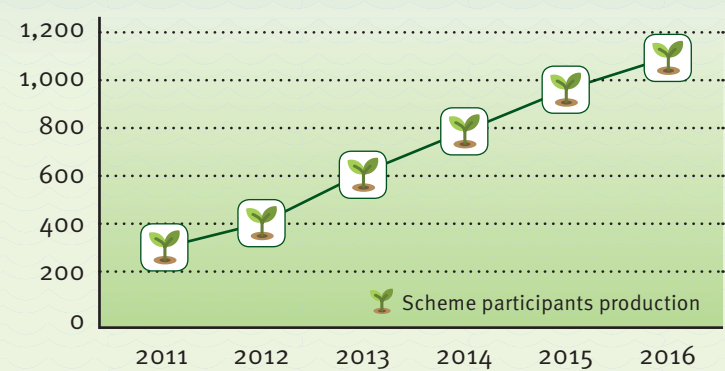
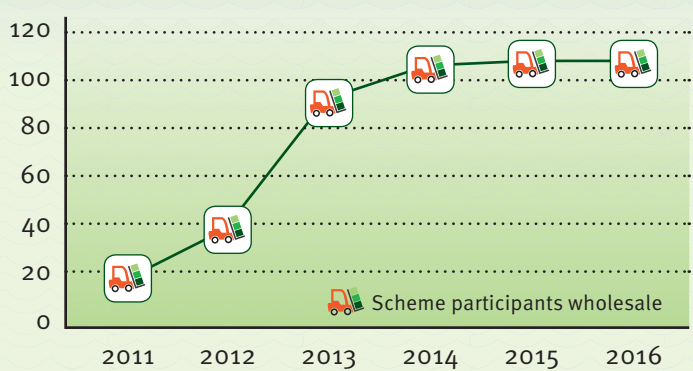
**315** logistics service providers fulfil the QS standard for fruit, vegetables and potatoes. This is **53%** more than last year.



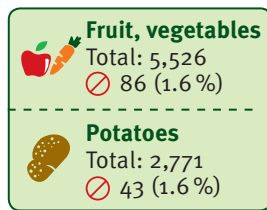
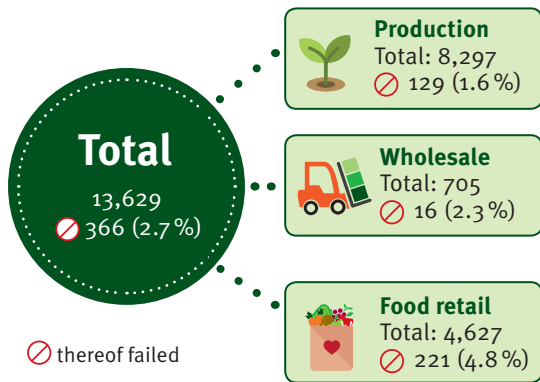
Legend:

- Producers
- Wholesalers
- Logistics service providers
- Food retailers

## Development of the number of scheme participants in Spain



## Regular audits and spot audits



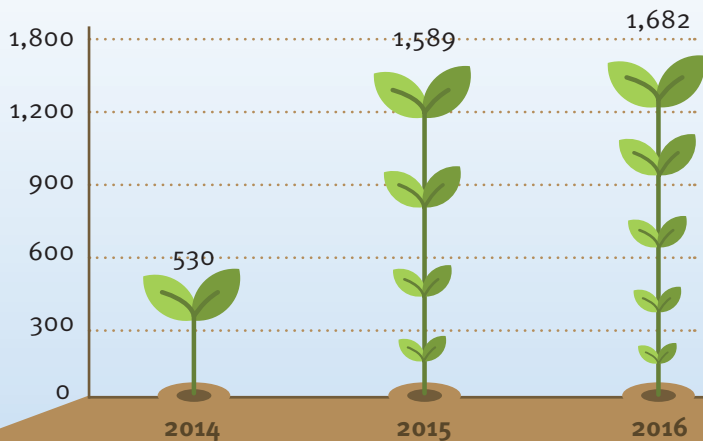
### Frequent requirements in comparison: spot audits uncover hygienic deficiencies

Requirement	Proportion of C-evaluation in	
	Spot audit	Regular audit
Room, equipment and plant hygiene	7.65%	5.37%
Foreign substance management	5.88%	3.41%
General rules of conduct	4.71%	3.17%
Risk of contamination	4.12%	3.66%

**0.8%** of all regular audits led to a sanction procedure because of deviation. The amount of sanction cases has fallen by **11%** compared to the previous year.

## Cooperation with Regionalfenster well received

### Regionalfenster-participating QS producers



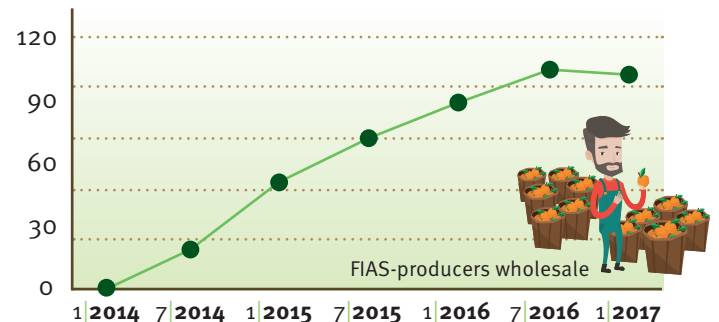
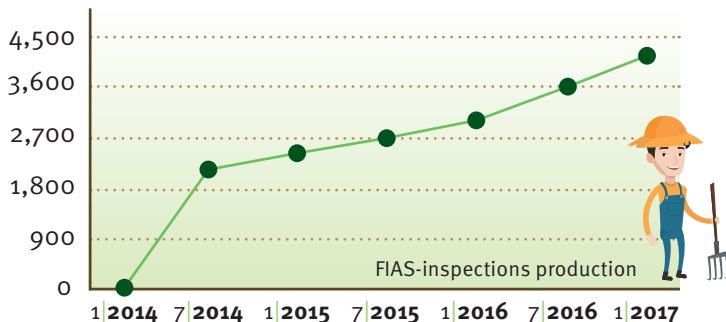
**13%** of the German QS producers of fruit and vegetables participate in the Regionalfenster.



Since 2014, QS-certified producers have been able to have checked the requirements of the Regionalfenster e.V. in the QS audit.

## FIAS-inspections strongly increased

**4,280** scheme participants are registered for the voluntary QS-inspection of working and social conditions (FIAS). This is **36%** more than in 2015.



**Subscribe now**  
Get the latest QS-Report  
always on time.  
[www.q-s.de/subscription.html](http://www.q-s.de/subscription.html)

**Imprint**  
QS Qualität und Sicherheit GmbH  
Responsible for the content:  
Dr. Hermann-Josef Nienhoff  
Schedestraße 1 - 3, 53113 Bonn

Phone: +49 (0) 228 35068-0  
Fax: +49 (0) 228 35068-10  
E-Mail: [info@q-s.de](mailto:info@q-s.de)  
Online: [www.q-s.de/home-gb](http://www.q-s.de/home-gb)

