

Facts, Figures, Data 2018

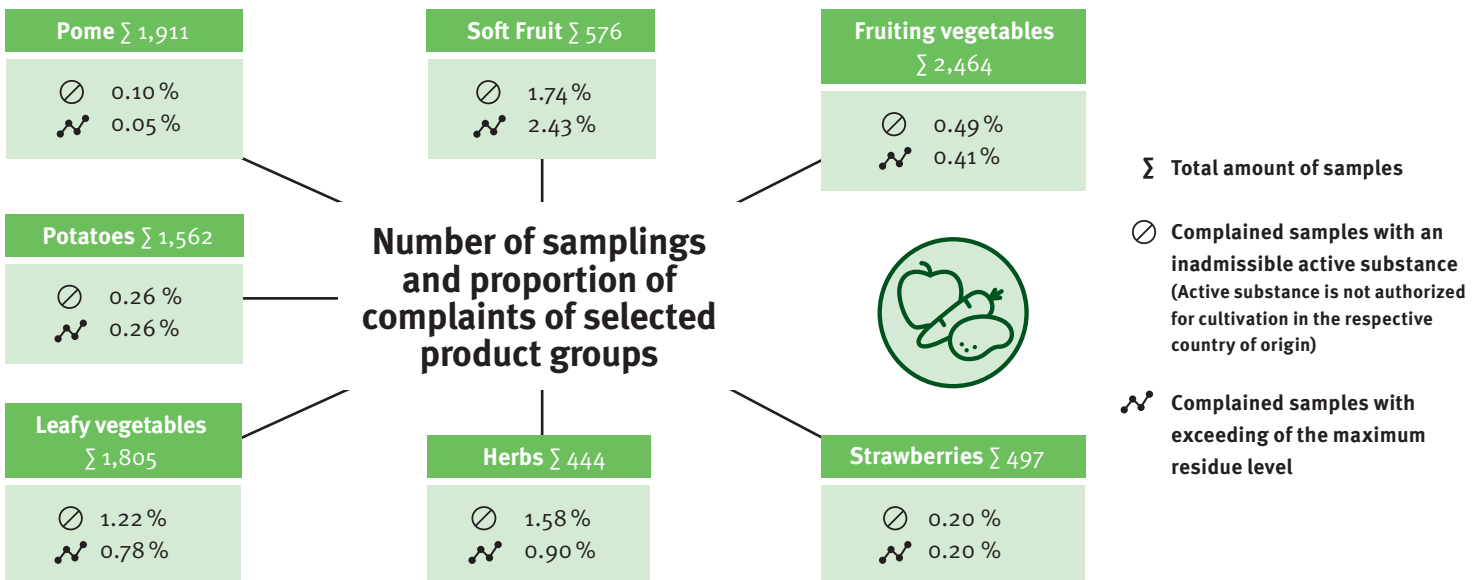
Fruit, Vegetables, Potatoes



QS residue monitoring

14,926 samples from the residue monitoring were entered into the database in 2018 by 77 QS accredited laboratories.

The complaint rate for residue analyses was only **1.05 %**





Current number of scheme participants

Stage	Total	Germany	Other countries
	34,106	28,159	5,947
Production¹	14,202	8,929	5,273
- fruit, vegetables	10,686	5,561	5,125
- potatoes	3,516	3,368	148
Wholesale	864	573	291
Preparation/processing	38	32	6
Logistics	386	238	148
Food retail²	18,616	18,387	229

1) Thereof: Producers certified against GlobalG.A.P.: 3,630
 Producers certified against Vegaplan: 1,740
 Producers certified against AMAG.A.P.: 404
 2) Including 56 food retail warehouses



34,106 farms from 26 countries are QS contractual partners for fruit, vegetables and potatoes.

864 wholesalers fulfil the QS-standard.

637 auditors participated in a total of 39 training events in 2018.

4,399 scheme participants have registered for the voluntary QS inspection of Working and Social Conditions (FIAS).

1,992 of the German QS producers let checked the requirements of the **Regionalfenster e.V.** in the QS audit.

12,492 QS audits were carried out in 2018 in companies of the fruit and vegetable sector, of which 97.2 % have been passed.

18,616 stores of the food retail offer fruit and vegetables with the QS certification mark.

214 auditors and 28 certification bodies are currently approved for fruit, vegetables and potatoes.



Auditorías

386 logistics companies fulfil the QS standard.

Poland
23

7 % of the 14,202 fruit and vegetable producers who are eligible to deliver into the QS scheme come from neighbouring European countries.

Turkey
2

Greece
11

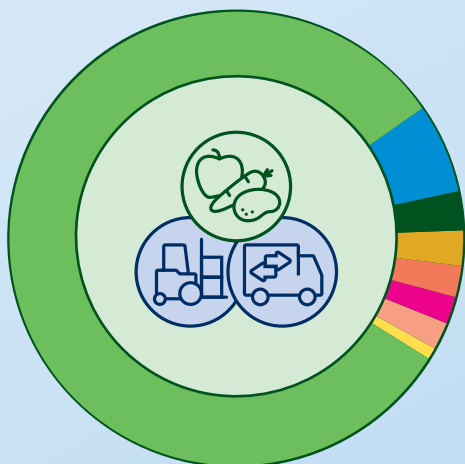
Stage	Regular and spot audits		Additional random sample audits	
	Number	No approval	Number	No approval
Total	12,312	315 (2.6%)	180	6 (3.3%)
Coordinators	99	2 (2.0%)	-	-
Producers (QS)	340	11 (3.2%)	36	1 (2.8%)
Fruit and vegetables	209	3 (1.4%)	29	1 (3.5%)
Potatoes	131	8 (6.1%)	7	-
Producers (QS-GAP)	8,345	91 (1.1%)	55	-
Fruit and vegetables	5,197	56 (1.1%)	42	-
Potatoes	3,148	35 (1.1%)	13	-
Wholesale	871 ^a	13 (1.5%)	44 ^b	1 (2.3%)
Preparation/Processing	40	1 (2.5%)	2	-
Food retail	2,617	197 (7.5%)	43	4 (9.3%)

a) Of which 48 audits were combination meat and FVP wholesale (centralstorage) as well as 71 audits logistics
 b) Of which 4 audits were combination meat and FVP wholesale (centralstorage)

Geographical distribution of QS scheme participants in Italy



In focus: QS in Italy



- Producer F&V **337**
- Wholesale **26**
- Coordinators **11**
- Logistics **9**
- Agencies **8**
- Producer Potatoes **7**
- Laboratories **7**
- Certification bodies **1**



Sanction procedures

	2018 (previous year)
Sanction procedures total	117 (162)
Production*	108 (151)
- Fruit, Vegetables	85 (134)
- Potatoes	23 (34)
Agricultural coordinators	1 (1)
Wholesale	8 (9)

Common causes for sanction procedures

- Use of non-permitted active substances/plant protection products
- Exceedance of maximum residue levels
- Incomplete plant protection recording

- Master data of bundled producers not kept up-to-date

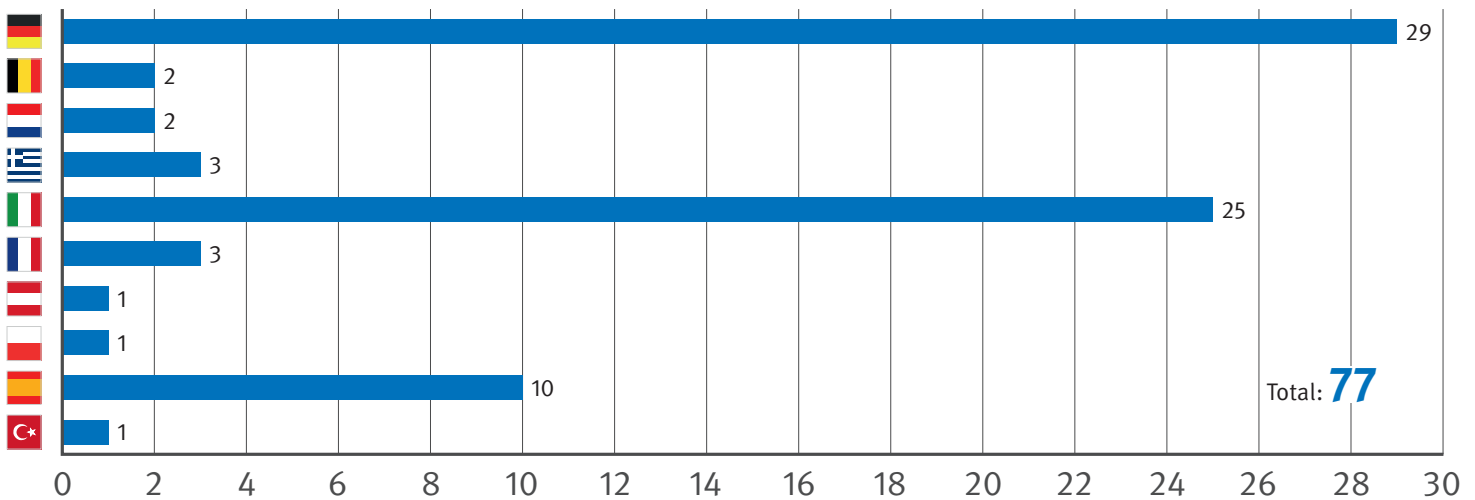
- Marketing/purchase of non-QS goods as QS goods
- Traceability not ensured

* In 14 of the 108 sanction procedures applied to producers, producers of both fruit/vegetables and potatoes are affected. These were counted for each production branch.



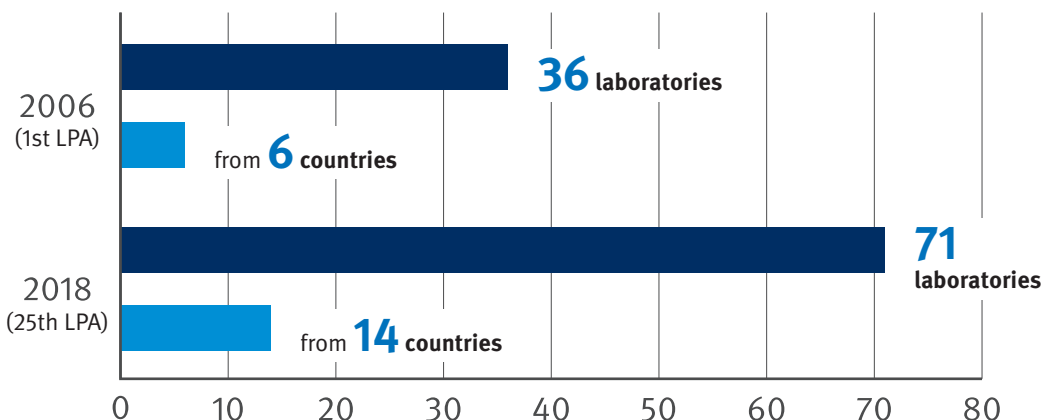
Laboratories in the QS scheme

Amount of approved laboratories



QS laboratory performance assessment year on year

In 2018 the QS laboratory performance assessment took place for the **25th** time.



82 % of the QS recognized laboratories fulfilled the requirements of the QS laboratory performance assessment in autumn 2018. **57 %** achieved the maximum number of points.