

Quality Assurance. From farm to shop.

Facts, figures, data

QS for fruit, vegetables and potatoes 2017



QS. Ihr Prüfsystem
für Lebensmittel.



QS residue monitoring



Pome
Σ 1,721

⊘ 0.17 %
⌚ 0.12 %



Soft fruit
Σ 503

⊘ 1.79 %
⌚ 1.59 %

12,786 residue monitoring samples were entered in the database by **76** QS approved laboratories from **10** countries. The rejection rate of the residue analysis was just over **1.2 %**.



Potatoes
Σ 1,132

⊘ 0.09 %
⌚ 0.00 %

Number of samplings and proportion of complaints of selected product groups



Fruiting vegetables
Σ 1,931

⊘ 0.57 %
⌚ 0.47 %



Leafy vegetables
Σ 1,836

⊘ 1.47 %
⌚ 0.76 %



Strawberries
Σ 438

⊘ 0.68 %
⌚ 0.23 %



Herbs
Σ 445

⊘ 3.15 %
⌚ 3.37 %

Σ Total amount of samples

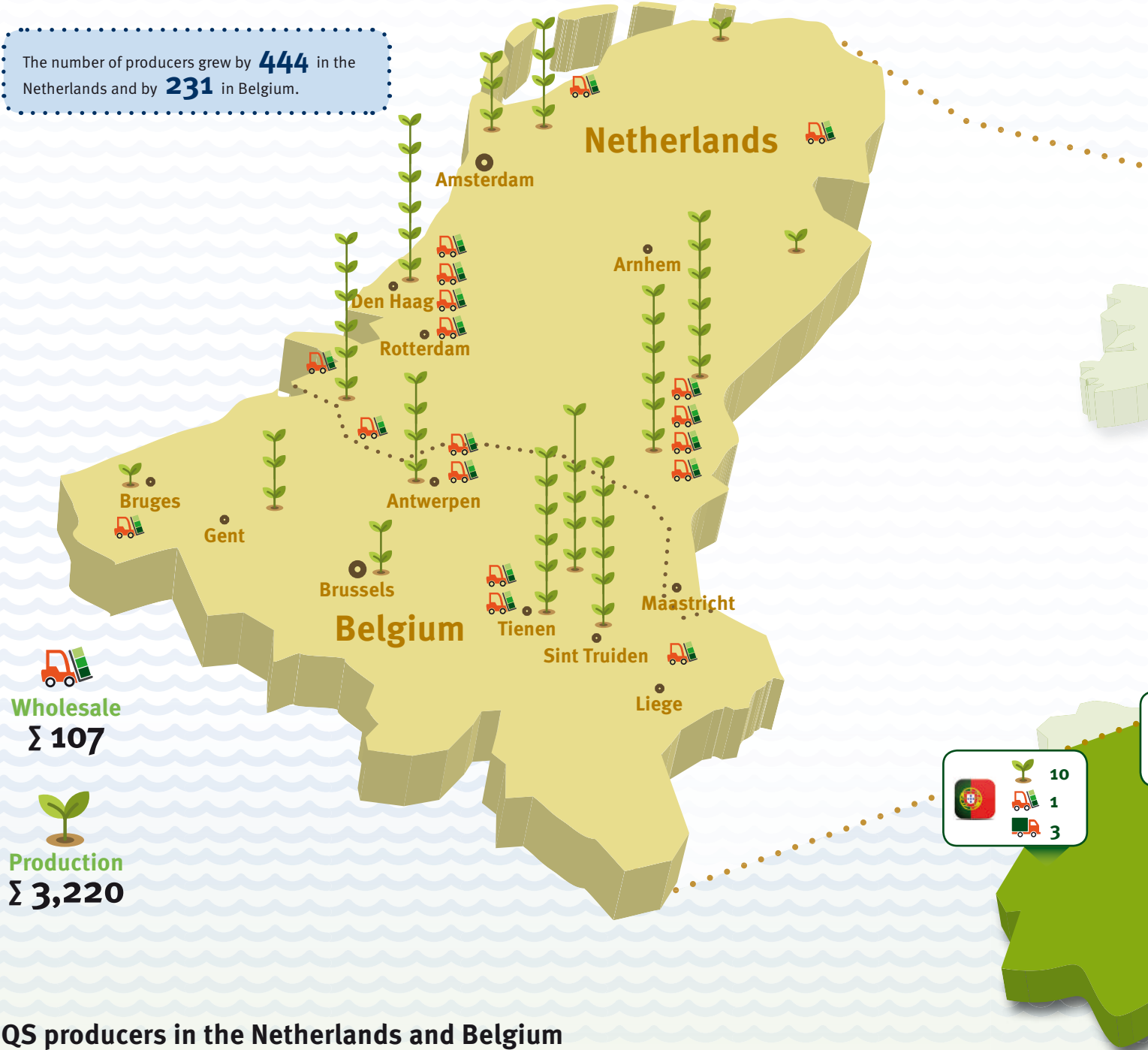
⊘ Complained samples with an inadmissible active substance

Active substance is not authorized for cultivation in the respective country of origin

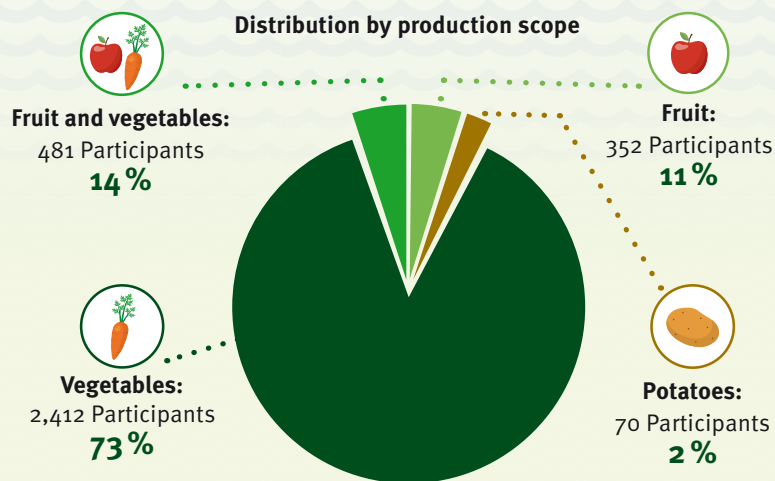
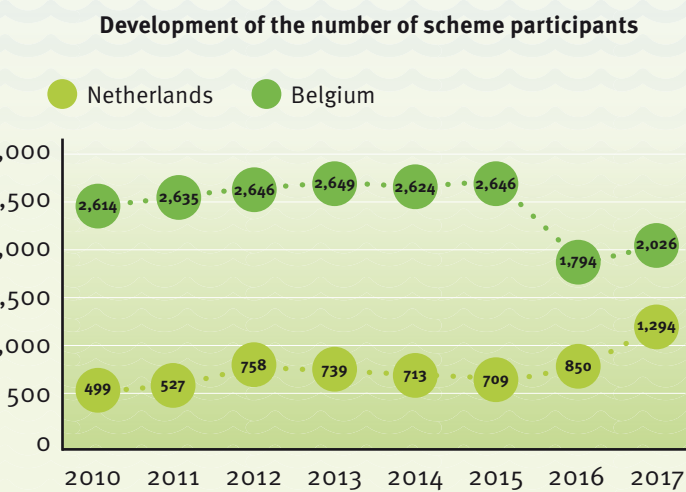
⌚ Complained samples with exceeding of the maximum residue level

Scheme participants: growth on all sides

Distribution of wholesalers and producers in the Netherlands and Belgium



QS producers in the Netherlands and Belgium

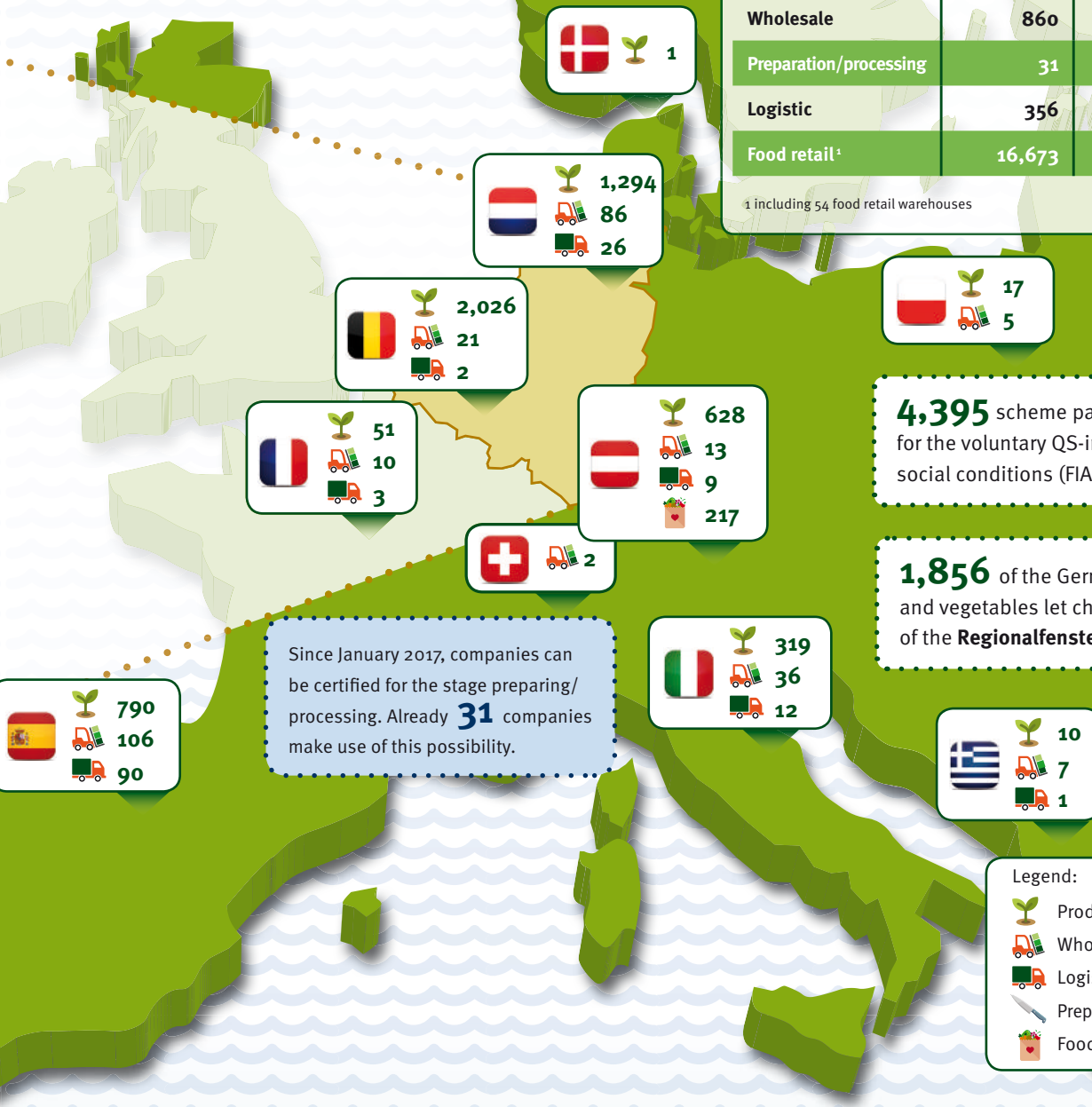


Number of scheme participants (as of 31 Dec 2017)

Stage	Total	Germany	Other countries
	31,919	26,061	5,858
Production	13,999	8,796	5,203
- Fruit, vegetables	10,688	5,619	5,069
- Potatoes	3,311	3,177	134
Wholesale	860	569	291
Preparation/processing	31	27	4
Logistic	356	213	143
Food retail¹	16,673	16,456	217

¹ including 54 food retail warehouses

6% more scheme participants than last year participate in the QS scheme for fruit, vegetables, potatoes. With **13%**, the number of participating logistics companies has risen the highest in percentage terms, followed by **10%** at wholesale, **8.7%** at producers and **8.3%** at grocery retailers.



4,395 scheme participants are registered for the voluntary QS-inspection of working and social conditions (FIAS).

1,856 of the German QS producers of fruit and vegetables let checked the requirements of the **Regionalfenster e.V.** in the QS audit.

Since January 2017, companies can be certified for the stage preparing/processing. Already **31** companies make use of this possibility.

Legend:

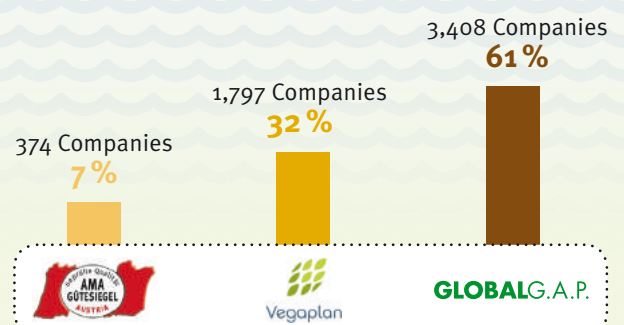
- Producers
- Wholesalers
- Logistics service providers
- Preparation/processing companies
- Food retailers

International cooperation

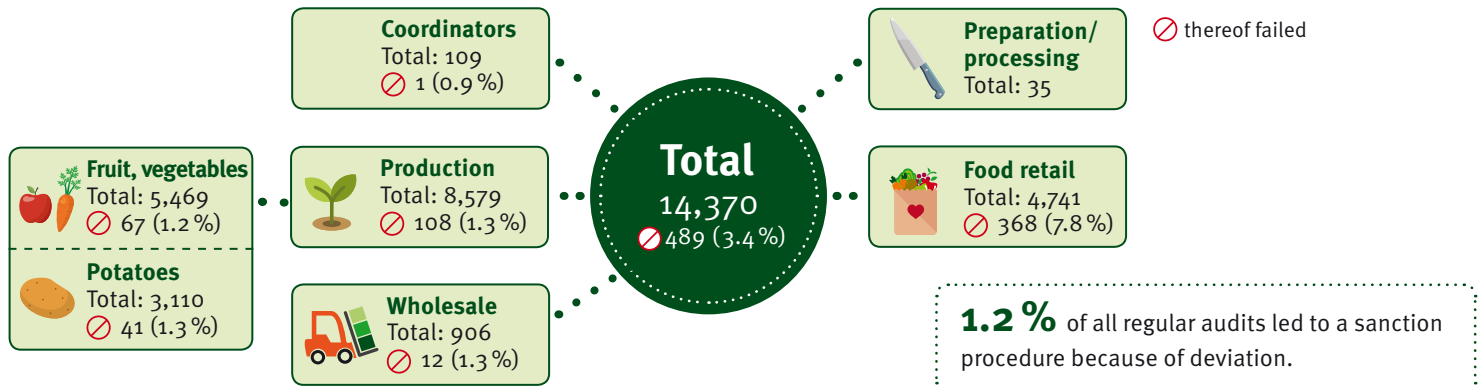
37% of the fruit and vegetable producers eligible to deliver goods into the QS scheme come from abroad.

60% of the fruit and vegetables producers participate via a QS certification, **40%** via a QS-recognized certification of others standards.

Scheme participation via recognized standards

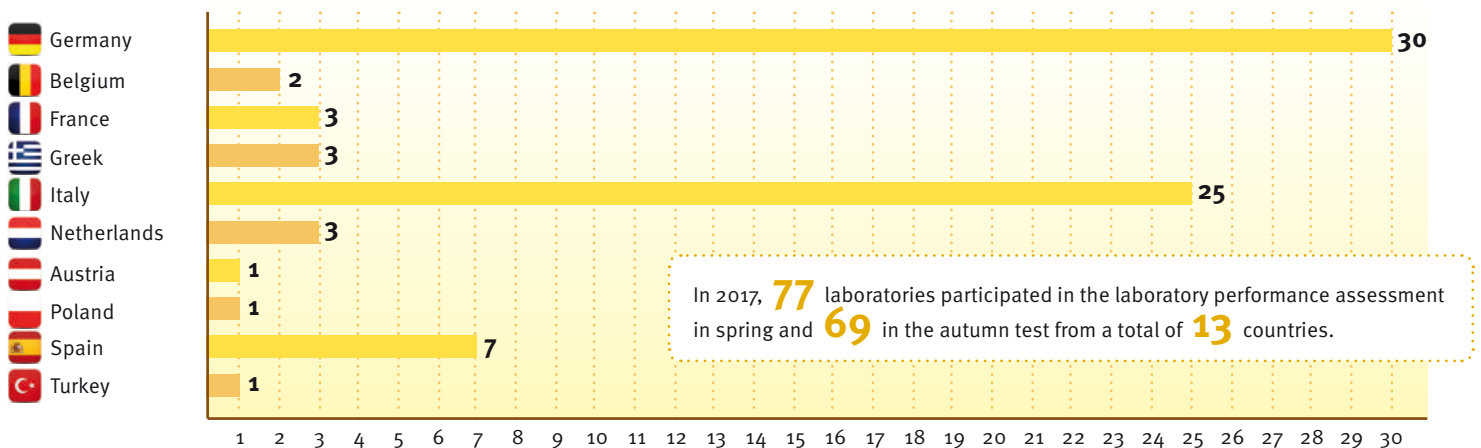


Regular audits and spot audits

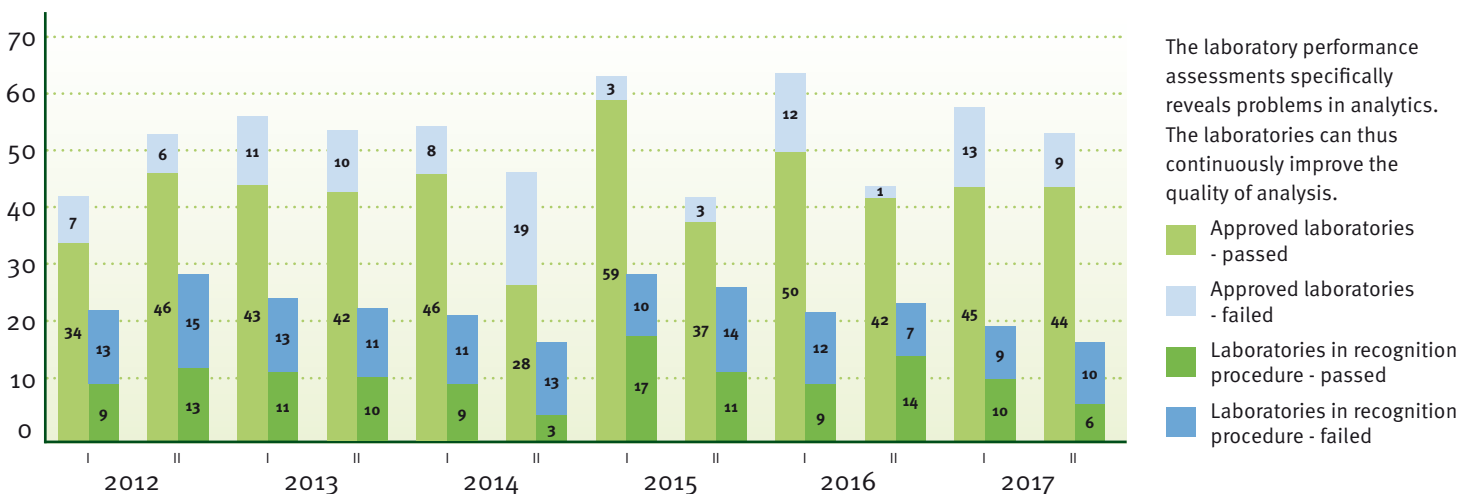


Laboratories in the QS scheme

Amount of approved laboratories in Europe



Results of the QS laboratory performance assessments 2012-2017



Subscribe now

Get the latest QS-Report
always on time.

www.q-s.de/abo.html

Imprint

QS Qualität und Sicherheit GmbH
Responsible for the content:
Dr. Hermann-Josef Nienhoff
Schedestraße 1 · 3, 53113 Bonn

Phone: +49 (0) 228 35068-0
Fax: +49 (0) 228 35068-10
E-Mail: info@q-s.de
Online: www.q-s.de/home-gb

