



Quality Assurance. From farm to shop.

Database Instructions
Master Data
Slaughtering/Deboning
and Processing



QS. Quality
scheme for food.

Version: 18.02.2015
Status: • Released



Quality Assurance. From farm to shop.



QS. Quality Scheme for Food.

List of Contents

1	Logging in to the Database.....	3
1.1	Have you forgotten your password?	3
1.2	Change password	4
2	Master Data.....	4
2.1	Menu item Scheme Participants.....	4
2.2	Menu item Locations.....	6
2.2.1	Overview of locations	6
2.2.2	Export data	6
2.2.3	Detailed view of the location	7
2.2.4	Change certification body	8
2.2.5	Create new location	8
2.2.6	Adding a further production scope to a location	8
2.3	Menu Item Corrective Actions.....	9
2.4	Menu Item Suppliers	9
2.4.1	Add suppliers/recipients	9
2.4.2	Display current status of eligibility of delivery.....	10
2.4.3	Enter several locations simultaneously into the recipient/supplier lists: csv upload.....	10
2.4.4	Delete recipients/suppliers from your list	11
2.5	Menu Item Search for Locations	12
3	Messages	12

Explanation of symbols/buttons in the database

-  **New**
-  **Update**
-  **Edit**
-  **Save**
-  **Close**
-  **Delete**

Note: Please note that you should not use your browser's "Back" button and that you should not click on any button until the page has been fully loaded. Your browser shows you the loading status of an internet page.

Note: If you need a placeholder (e.g. when filtering names, location numbers etc.), please enter the percent symbol (%).



Quality Assurance. From farm to shop.



1 Logging in to the Database

https://www.qs-plattform.de/QSSoftware/start/do?SPRACHE_ID.User=1

Home Database Contact Imprint Support Data Protection Deutsch English

Quality Assurance. From farm to shop.

QS. Ihr Prüfsystem für Lebensmittel.

Database Login

Initial Registration

Scheme Participant Search

Support

>> Forgot password?

Salmonella Monitoring Database

Antibiotics Monitoring Database

ICRT-Database (Transport for Feed)

Database log-in

Forgotten password

The QS database

Visitors to and users of the QS database have the following options:
 If you are already a scheme participant, you may log in here. If you wish to become a scheme participant, select the new registration function. It is possible to run a targeted search for a scheme partner without needing to log in. The authorized scheme participants are updated daily. Welcome to the QS data world. You will find our database is a heavily service-oriented and user-friendly platform. Should you discover something that is not working or if you have any questions, please take a look at our support page.

Scheme Participant Website

Consumer Website

QS-Blog

Database

https://www.qs-plattform.de/QSSoftware/start/do?SPRACHE_ID.User=1

Click on Log-in database

- Enter User ID
- Enter password

Enter User ID and password

Initial registration | Search: Feed Sector | Search: Agriculture/Production | Search: Retail | Search: Wholesale, Slaughtering/Deboning, Livestock Transport, Processing | Forgot password?

Please enter your user-ID (user identification) and your password.

User-ID	<input type="text"/>	OK
Password	<input type="password"/>	OK

User-ID Password

1.1 Have you forgotten your password?

Click Forgot Password?

- Click on "Forgot Password"
- Enter User ID

A new password will be sent to you per e-mail to the address of the legal representative of the scheme participant.



Quality Assurance. From farm to shop.



1.2 Change password

For security reasons, you should change your allocated password immediately on receipt and regularly thereafter.

Click on **change password**

Master Data|Feed Monitoring|Change password|Log out



Master Data|Feed Monitoring|Change password|Log out

Change password

User-ID	Claudia.Rademacher	OK
Old password	<input type="text"/>	
New password	<input type="text"/>	Cancel
Retype password	<input type="text"/>	
Retry	0	

Enter old password

Enter new password

Repeat new password

OK

- Click change password
- Enter old password
- Enter new password and repeat

2 Master Data

Master Data

Master Data Menu

Note: The master data maintenance of butchery enterprises is operated by the responsible coordinator

Master Data|Change password|Log out

- Scheme participants
- Locations
- Corrective actions
- Suppliers
- Recipient
- Search for Locations
- Notes



Functionalities Menu
Master Data

2.1 Menu item Scheme Participants

Scheme Participant

Scheme participants

- Current business address of the scheme participant
- Changes must be authorised by QS
- Please enter all data **completely and correctly** as they are used for official documents and certificates



Quality Assurance. **From farm to shop.**



Scheme participant | **Contact person** | Identification number

Name (*) QS-Test Anmeldung 1

QS-ID 4031735524710

Street (*) wie immer

Postal Code (*) 53113 City (*) Bonn

Post-office box Country (*) Deutschland

Post-office box postal code Federal state (*) Nordrhein-Westfalen

Business volume in euro (*) 20,00

**Contact person/
user**

Contact person

Scheme participant | Contact person | Identification number

+ Users

	First name	Last name	Type of contact
	Robert	Römer	Gesetzl. Vertreter Systempartner
		Müller	Krisenmanager

The scheme participant's contact persons (users) are displayed and administered here.

■ Edit

■ Delete

Create new user

■ Click on

Create new user

User | Allocate user to location

Title (*) Mr. Title

First name

Last name (*)

Type of contact (*)

Communication access user

Contact person of scheme participant
 Assistant contact of scheme participant
 Legal representative of scheme participant
 Fruit, vegetables, potatoes - quality manager of the scheme participant
 Feed administrator
 user with access authorization
 Crisis manager
 Phone since 2

Mobil

Fax

E-Mail

E-Mail 2

E-Mail 3

**Contact person
without database
access:**

- Contact person
- Deputy
- Crisis manager

**Legal
representative** has
access to all database
functions

■ Click to select type of contact person

■ Enter the user's contact data **completely and correctly**

■ to save

■ to close

Identification number tabs

**Identification
number**

Internal numbers for the location can be entered here (optional).



2.2 Menu item Locations

2.2.1 Overview of locations

- Before clicking restrict search if necessary with filter options, e.g. Production Scope(s)
- Click on and a list view appears with all entered locations

Locations

Number of selected Records: 1

Search criteria

Name

Location number

City

Sorting

Registration status Auditing

Registered

Main company only

Extension of Certificate Social cond. requested

Blocked

Production scopes

Name	Location number	Postal Code	City	Approved until	Eligible to deliver until	Eligible to deliver	QS status	Auditing
QS-Test Anmeldung	BN 53127	53113	Bonn				QS applicant	add. unannounced spotaudits

2.2.2 Export data

You can export the data in Excel format.

Locations

Name	Location number	Postal Code	City
QS-Test Anmeldung	BN 53127	53113	Bonn

Export Exp. incl. add. info

- To export **all** location data, you do **not** have to click on first.
- Before you click on restrict search if necessary with filter options

Note: After clicking the **displayed** data can also be exported as csv in addition to the Excel export

- exports the displayed data (as a csv file)

Locations

Export data




Quality Assurance. From farm to shop.



QS. Quality Scheme for Food.

2.2.3 Detailed view of the location

- Click  and the selected location opens with the related details

Detailed view of the location

[Edit certification scheme](#)
[Deregister location](#)

Location	Identification number	Audit reports	Users	Files
Name (*)	QS-Test Anmeldung			
Location number	BN 53127			
Street (*)	wie immer			
Postal Code (*)	53113	City (*)	Bonn	
Post-office box		Country (*)	Deutschland	
Post-office box postal code		Federal state (*)	Nordrhein-Westfalen	
URL	<input type="radio"/> unannounced reg. audits <input checked="" type="radio"/> add. unannounced spotaudits			
Location Plan	<div style="border: 1px solid gray; height: 40px; width: 100%;"></div>			
Production scope (*)	(33) slaughtering, deboning poultry			
Certification body (*)	QS Qualität und Sicherheit GmbH			
Inspected production scope	-			
Telephone	0228/35068-0			
Fax				
Mobile				
Email	rr@q-s.de			

Location

- The scheme participant's location data are displayed and administered here.

Identification number

- Internal numbers for the location can be entered here (optional).

Audit reports

- The audit reports for the location can be viewed here.

Users

- The users of the location are displayed and viewed here:
 - Crisis manager
 - Contact person/deputy contact person at the location

Files

- Files can be uploaded here (JPG, TIFF, PNG, BMP and PDF files).

Edit certification scheme

- You can change the location's certification system here.

Deregister location / Register location button

- You can deregister and reregister the location here






Quality Assurance. From farm to shop.



QS. Quality Scheme for Food.

2.2.4 Change certification body


- Click on the file symbol  next to the certification body field
- Select the certification body from the list with 
- Save with 

Change certification body

2.2.5 Create new location

- Click on 
- Choose certification scheme with 

Create new location

Certification scheme 

- Click



Standorte > Location


< Back Close Continue with Ansprechpartner eingeben


Name (*)

Location number

Street (*)


Postal Code (*) City (*)


Post-office box Country (*) 


Post-office box postal code Federal state (*) 

unannounced reg. audits add. unannounced spotaudits

URL

Location Plan 

Production scope (*) 

Certification body (*) 


Production scope

Select certification body

Certification body

- Please fill in data **completely** and **correctly**
- Please enter your identification number in the field **location number**
- Select **production scope** and **certification body**

2.2.6 Adding a further production scope to a location

- Click 
- Select certification body,
- Enter the **location number**
- Select **production scope**
- Click .. All data will be completed automatically.

Adding a further production scope to a location



Enter location number

Select production scope



2.3 Menu Item Corrective Actions

You can find an overview of all corrective actions here.

- Click and a list view will appear with all corrective actions, **pre-filtered for audits from 01.01.2013**
- Remove date to display corrective actions of older audits
- You can export and further process data in Excel format

Click on to export the file (Excel file)

Status

- Open or begun
- Open
- Begun
- Corrected
- Not corrected
- Uninspectedly done

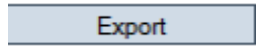
01.01.2013

Status of corrective actions

Number	requirement	Answer	Auditdatum	Auditor	Adjustment term	Status	on (date)	Production scope	Location number	Name	Certification body
2.1.2	Official registration and authorisation	D	01.03.2013	regular audit	20.04.2013	Corrected	13.03.2013	72	F00005028	Neuer Standort	QS Qualität und Sicherheit GmbH

Corrective Actions

Filter options



2.4 Menu Item Suppliers

~ Recipients

In the "Master Data" menu under menu items "Suppliers" and "Recipients", you have the option of entering your recipients/suppliers individually in order to check the status of their eligibility to deliver into the QS scheme.

Item suppliers

2.4.1 Add suppliers/recipients

- Click on

Enter one or more **complete location numbers or QS IDs** to search for suppliers/recipients. The entry of production scopes is optional.

Add suppliers/recipients



Enter location number or QS ID

So.

Search criteria

QS-Ids

Location numbers

F0000114Q

Production scopes

Location number	Name	Production scope	QS-ID
<input checked="" type="checkbox"/>			



Click on



Search criteria

QS-Ids

Location numbers

F00001353

Locations

<input checked="" type="checkbox"/>	Location number	Name
<input type="checkbox"/>	F00001353	Claudia Brill
<input type="checkbox"/>	F00001353	Claudia Brill
<input type="checkbox"/>	F00001353	Claudia Brill

Select recipient/supplier(s) with

Save with

Select with

Save with

2.4.2 Display current status of eligibility of delivery

Click on and a list of your recipients and suppliers is displayed with the current status of their eligibility of delivery.

Display current status of delivery



Note: The database checks the status of eligibility of delivery of these locations for you automatically overnight. If there are any changes, you are notified automatically per e-mail (e-mail to the address given for the legal representative).

2.4.3 Enter several locations simultaneously into the recipient/supplier lists: csv upload

You can **include several locations simultaneously in the recipient and supplier lists** via csv upload.

Enter several recipient/suppliers at once

csv-Upload

Create an Excel file

Create an Excel file with the following headings (in German)

QS-STANDORTNUMMER	Produktionsart	NAME
	<i>(optional)</i>	<i>optional</i>

Enter location number (and production scope if necessary). The entry of the location name is optional.



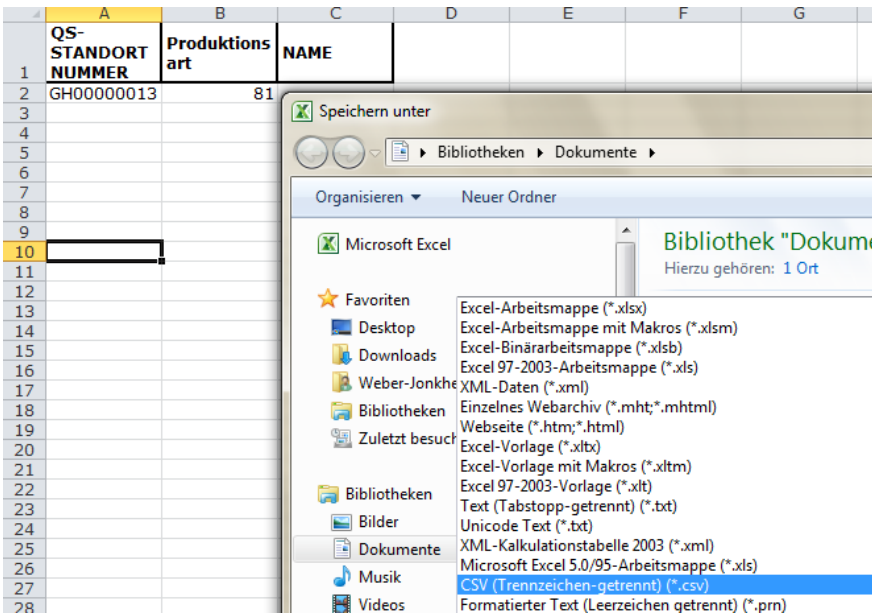
Quality Assurance. From farm to shop.



QS. Quality Scheme for Food.

- Save as a csv file:

Save as a csv file



- Click on "Upload" in the menu item Recipient or Supplier



Upload

Upload

Abnehmer > Upload

Datei Durchsuchen...

- Select csv file with "Search"
- Upload with
- Save with

Search

Upload

Save

2.4.4 Delete recipients/suppliers from your list

- Select recipient/supplier(s) with
- Delete with

Delete recipients/suppliers





Quality Assurance. From farm to shop.



2.5 Menu Item Search for Locations

Note: The menu item search for locations is visible for slaughtering/deboning plants only.

Here you can search for one or more authorized locations by the location number or QS-ID and get the associated address, the production scope and, if that be the case, the blocking reason.

Search for Locations

Internal search for approved locations ✖

Please enter the QS ID or location number of the scheme participant in question and click "Search". Please note that in each case the first number is considered, only.

Search criteria

Sorting

QS-Ids **Enter QS-ID**

Location numbers **Enter location number**

No results

No results

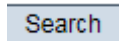
Search

Locations

Free-ra	Location number	Name	Street	Postal Code	City	Production scope	QS-ID
---------	-----------------	------	--------	-------------	------	------------------	-------

Enter QS-ID or location number

- Click



- A list with the requested locations appears

Note: The risk oriented ante- and post-mortem inspection without incisions for fattening calves can be conducted if the animals to be slaughtered were kept under controlled housing conditions and in integrated production systems before. This means that the animals may not have access to outdoor facilities. For this reason, it is checked during the QS regular audit whether fattening animals can access outdoor facilities. If this is the case, it is noted in the audit report and is displayed in the QS software platform. Abattoirs in the QS scheme can retrieve this information via the interface or the search for locations.

3 Messages

In concrete hazard situations, e.g. during a crisis, suspended scheme participants can be displayed to you immediately after logging into the QS database under the menu item "Master data/messages". The information is displayed internally within the system by QS.

Messages